
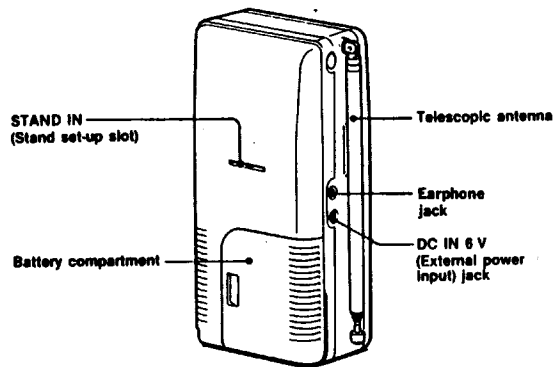
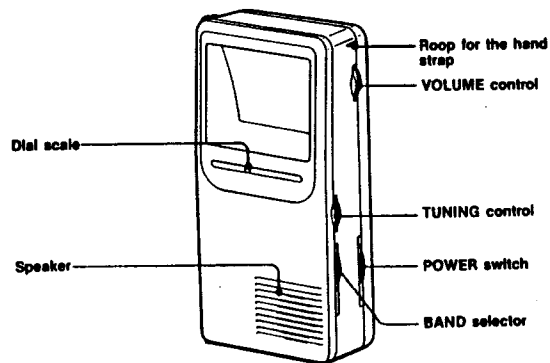


# FD-230

*US Model*  
*Canadian Model*



**watchman**



**FLAT BLACK & WHITE TV**  
**SONY®**

# SONY

## Owner's Record

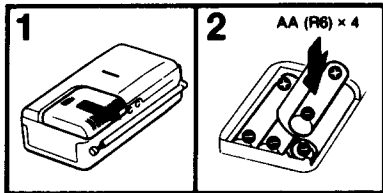
The model number is located at the rear and the serial number in the battery compartment. Record the serial number in the space provided below. Refer to these numbers whenever you call upon your Sony dealer regarding this product.

Model No. FD-230  
Serial No. \_\_\_\_\_

## FLAT BLACK AND WHITE TV FD-230

## Power Sources

### Battery Installation



When the picture becomes smaller and dimmer, replace all the batteries with new ones.

### Battery Life

Battery	Life (hrs.)
Sony Alkaline AM3 (N)	approx. 4
EBP-6 external battery case (optional) with Sony alkaline AM2 (N)	approx. 7

#### Notes

Use only recommended AC power adaptor or a car battery cord manufactured by Sony. Polarity of the plugs of other manufacturers may be different.

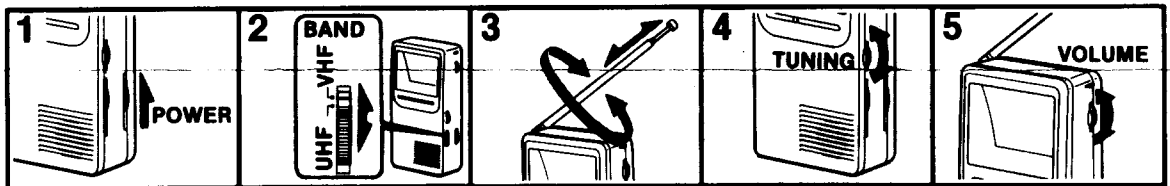


Polarity of the Sony plug

### How to Use the Stand



## Operation



## Precautions

- Operate the unit only on 6 V DC. For AC operation, use the optional Sony AC-D4M AC power adaptor. For car battery operation, use the optional Sony DCC-127A car battery cord. Do not use any other type in both cases for this unit.
- Do not open the casing. Refer servicing to qualified personnel only.
- Do not place the set in a hot or humid place or in a place subject to excessive dust or vibration.
- Avoid rough handling.
- Clean the unit with a soft cloth slightly dampened with a mild detergent solution. Never use strong solvents, such as thinner or benzine, as they may damage the finish.

If you have any question or problem concerning your unit that is not covered in this manual, please consult the nearest Sony dealer.

## Troubleshooting Guide

### The unit does not operate

- The AC power adaptor or the car battery cord is disconnected.
- Incorrect battery polarity.
- Weak batteries.

### Herringbone pattern, double, images, stripes, too indistinct, etc.

- Improper tuning or antenna setting.
- Dotted line or stripes
- Often caused by interference from other electric appliances.
- Adjust the telescopic antenna.

### No sound from the speaker

- VOLUME is turned down completely.

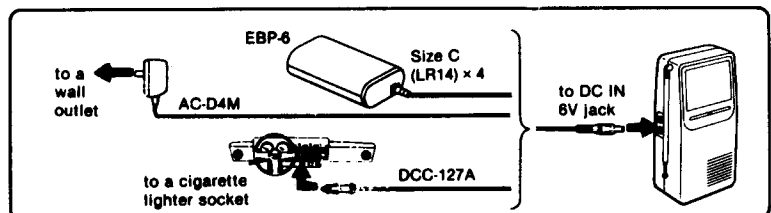
## Specifications

TV standard	American TV standard
Channel Coverage	VHF channels 2-13 UHF channels 14-69
Antenna	VHF/UHF telescopic antenna
Picture tube	2.7-inch picture measured diagonally
Output	EAR: minijack impedance 8-300 ohms
Power requirements	6V DC
Dimensions	Approx. 83×155×48.4 mm (3 1/8×6 1/8×1 7/8 inches) (w/vid) excl. projecting parts and controls
Weight	Approx. 450g (15.87oz) incl. batteries
Supplied accessories	Hand strap (1) Stand (1)

Design and specifications subject to change without notice.


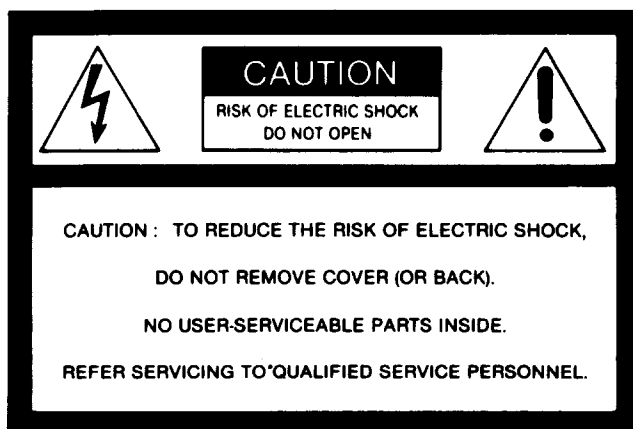
### Optional Accessories

- AC power adaptor AC-D4M • Car battery cord DCC-127A • Sony alkaline battery AM 3 (N)
- Battery case EBP-6 • Earphone ME-L82



## **WARNING**

**To prevent fire or shock hazard, do not expose the unit to rain or moisture.**



This symbol is intended to alert the user to the presence of uninsulated "dangerous voltage" within the product's enclosure that may be of sufficient magnitude to constitute a risk of electric shock to persons.



This symbol is intended to alert the user to the presence of important operating and maintenance (servicing) instructions in the literature accompanying the appliance.