

## Attaching the front speakers base

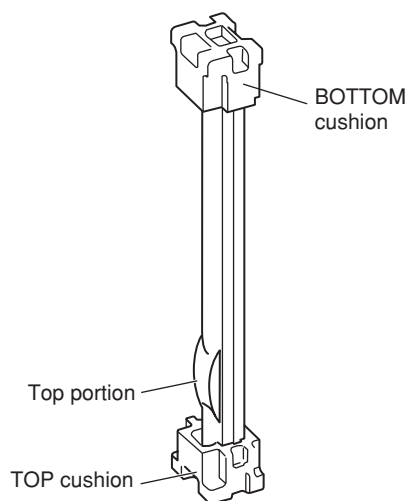
Before connecting the front speakers, attach it to the supplied base.

### Note

Spread a cloth on the floor to avoid damaging the floor.

### 1 Remove the front speaker with the cushion from the carton.

Place TOP cushion and the top portion of the speaker on the floor as shown below.

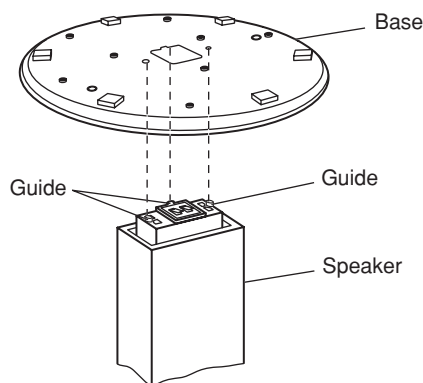


### Notes:

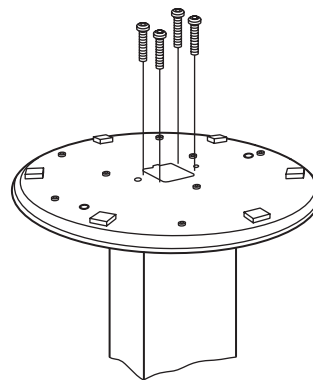
- Be sure to hold the speaker firmly.
- You can see TOP on the cushion.

### 2 Remove the BOTTOM cushion from the speaker. Attach the base to the speaker properly.

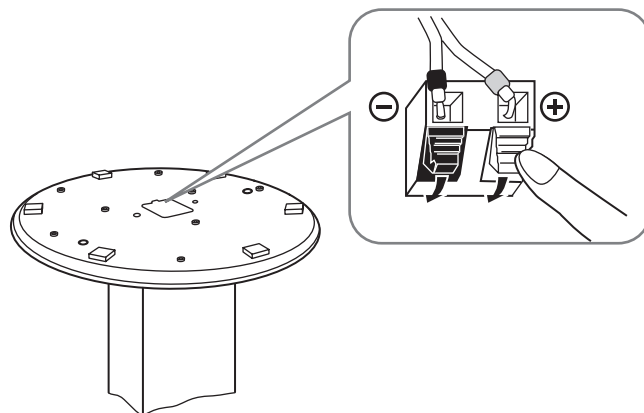
Use the guide on the speaker to align the hole on the base.



### 3 Secure the base to the speaker with the supplied screws.



### 4 Connect the speaker cords to the speaker terminals.



### 5 Place the speaker base on the floor and remove the TOP cushion from the speaker.

