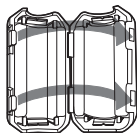


## For the customers using the optional AC power adaptor

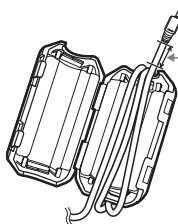
The optional AC power adaptor is supplied with a clamp filter. When using the optional AC adaptor, make sure to attach the supplied clamp filter to the cable following the procedures below. (You must affix the ferrite cores to comply with the applicable standards.)

### 1 Open the clamp filter.



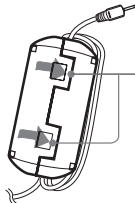
### 2 Wind the cable into the clamp filter as show below.

Attach the clamp filter on one end of the cable.



As close to the plug as possible that is connected to DC IN jack. Wind the cable one and a half times.

### 3 Close the clamp filter.



Make sure the clasps are fully engaged.