

MDR-RF920RK/RF960RK

SERVICE MANUAL

Ver 1.0 2004.02

US Model
Canadian Model



Photo : MDR-RF960RK

MDR-RF920RK and MDR-RF960RK are Composed of the following models.
As for the service manual it is issued for each component model, then please refer to it.

COMPONENT MODEL NAME FOR MDR-RF920RK/ MDR-RF960RK

	MDR-RF920RK	MDR-RF960RK
Wireless Stereo Headphones	MDR-RF920R	MDR-RF960R
Transmitter	TMR-RF920R	TMR-RF960R

SPECIFICATIONS

General

Carrier frequency	913.5 – 914.5 MHz
Channel	Ch1, Ch2, Ch3
Modulation	FM stereo
Frequency response	MDR-RF920R : 20 – 20,000 Hz MDR-RF960R : 10 – 22,000 Hz

Transmitter TMR-RF960R

Power source	DC 9 V: supplied AC power adaptor
Audio input	phono jacks/stereo mini jack
Dimensions	Approx. 133 x 124 x 136 mm (5 ¹ / ₄ x 5 x 5 ³ / ₈ in.) (w/h/d)
Mass	Approx. 195 g (7 oz.)

Headphones MDR-RF920R, MDR-RF960R

Power source	Supplied rechargeable nickelmetal hydride batteries BPHP550 or commercially available (size AAA) dry batteries
Mass	Approx. 270 g (9.6 oz.) incl. batteries

Supplied accessories

- AC power adaptor (1)
- Unimatch plug adaptor (1)
(stereo mini jack ↔ stereo phone plug)
- Connecting cord (1)
(phono plugs ↔ stereo mini plug), 1 m (3.3 ft.)
- Rechargeable nickel-metal hydride batteries (2)

Design and specifications are subject to change without notice.

WIRELESS STEREO HEADPHONE SYSTEM

9-877-524-01
2004B02-1
© 2004.02

Sony Corporation
Personal Audio Company
Published by Sony Engineering Corporation

SONY®

MDR-RF920RK/RF960RK


ACCESSORIES

Ref. No.	Part No.	Description	Remark
		ACCESSORIES	

△ 101	1-473-588-11	ADAPTOR, AC (AC-S901)	
102	1-473-606-11	ADAPTOR, PLUG	
103	1-827-229-11	CORD, CONNECTION	
104	1-756-316-21	BATTERY, NICKEL.HYDROGEN	
	3-264-043-11	MANUAL, INSTRUCTION	
		(ENGLISH, FRENCH, SPANISH)	

101


• AC power adaptor (1)



102

• Unimatch plug adaptor (1)


(stereo mini jack ↔ stereo phone plug)



103

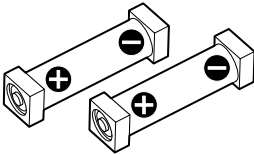
• Connecting cord (1)

(phono plugs ↔ stereo mini plug), 1 m (3.3 ft.)



104

• Rechargeable nickel-metal hydride batteries (2)



Note: The description used in the figure are those contained in the instruction manual.

The components identified by mark △ or dotted line with mark △ are critical for safety. Replace only with part number specified.	Les composants identifiés par une marque △ sont critiques pour la sécurité. Ne les remplacer que par une pièce portant le numéro spécifié.
--	--

MEMO

REVISION HISTORY

Clicking the version allows you to jump to the revised page.

Also, clicking the version at the upper right on the revised page allows you to jump to the next revised page.

[illegible]