





Preliminary and Subject to Change

Subwoofer Step-Up Chart

SA-WM200	SA-WM500	SA-WX700
80 Watt Amplified Subwoofer	150 Watt Amplified Subwoofer	250 Watt Digital Amplified Subwoofer
Frequency Response 28 – 200 Hz	Frequency Response 24 – 170 Hz	Frequency Response 20 – 200 Hz
8" Subwoofer Driver	12" Subwoofer Driver	Dual 10" Subwoofer Drivers
Variable Crossover 50 – 170 Hz	Variable Crossover 50 – 170 Hz	Variable Crossover 50 – 200 Hz
Phase Switch	Phase Switch	Phase Switch
High Level Inputs & RCA Input	High Level Inputs & RCA Input	High Level Inputs & RCA Input
Subwoofer Level Control	Subwoofer Auto Power On/Off Subwoofer Level Control	Subwoofer Auto Power On/Off Subwoofer Level Control
Magnetically Shielded	Magnetically Shielded	Magnetically Shielded
	RCA Output for Additional Sub	RCA Output for Additional Sub
		Low Boost Function

Items that appear in **bold** indicate this is a step up feature

 = Video
  = Audio
  = Performance
  = Convenience