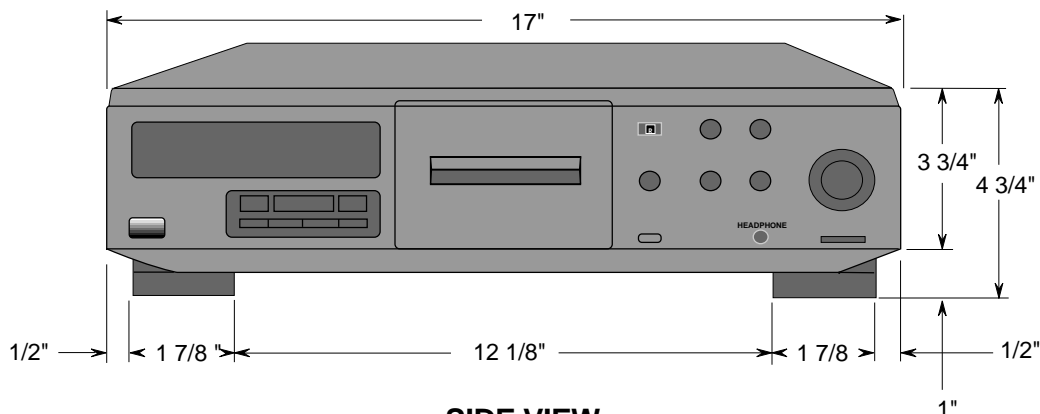
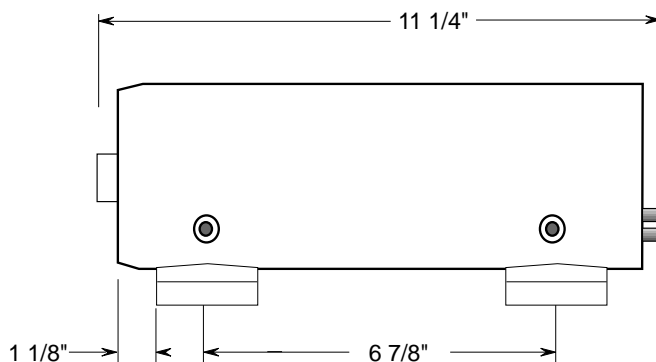
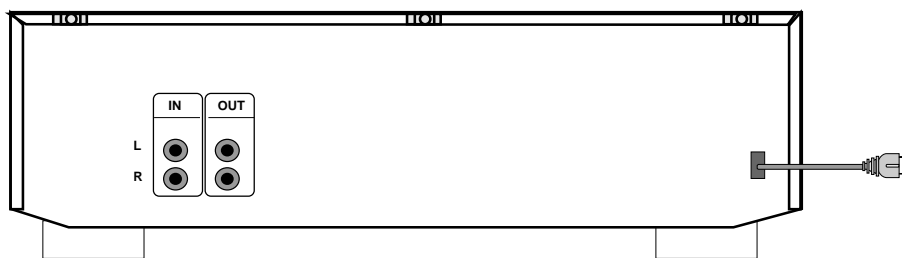


SONY**TC-KE500S**

DESCRIPTION: 3 Head
DIMENSIONS Cassette Deck
(WHD): 17" X 4 3/4" X 11 1/4"
WEIGHT: 11 lbs

POWER
REQUIREMENTS 120VAC
60Hz
POWER
CONSUMPTION 21 Watt
(max)

FRONT VIEW**SIDE VIEW****BACK VIEW****NOTE:**

WHERE THERE ARE CLOSE TOLERANCES INVOLVED IN CABINET BUILDING OR APPLICATIONS WHICH REQUIRE A GREAT DEGREE OF PRECISION WE RECOMMEND THAT THE PRODUCT ITSELF BE USED TO MAKE THE ACTUAL MEASUREMENTS. SONY WILL NOT BE RESPONSIBLE FOR INACCURACIES IN THE DESIGN OR MANUFACTURE OF ENCLOSURES .