

VGN-A230/A230B/A230P/A240/A240B/A240P/A250/A260/A270/A270B/A270P/A290 VGN-A215M/A215Z/A217M/A295HP/A297XP VGN-A29GP/A29SP

SERVICE MANUAL

Ver 2 -2004J

Revision History

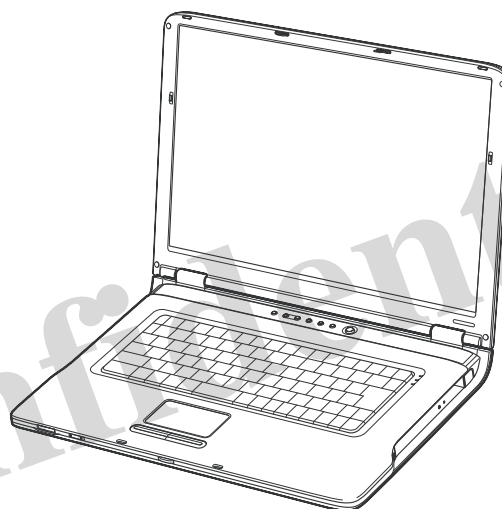
Area	Model	Line up
American	US Canadian	VGN-A230*
		VGN-A230B*
		VGN-A230P*
		VGN-A240*
		VGN-A240B*
		VGN-A240P*
		VGN-A250
		VGN-A260
		VGN-A270*
		VGN-A270B*
		VGN-A270P*
		VGN-A290
European	AEP UK	VGN-A215M
		VGN-A215Z
		VGN-A217M
		VGN-295HP VGN-297XP
Asian/Oceania/ South Africa	International	VGN-A29GP
	Thai	VGN-A29SP

△[MA]
△[MA]
△[MA]
△[MA]
△[MA]
△[MA]
△[MA]
△[MA]
△[MA]
△[MA]
△[MA]
△[MA]

△[MA]
△[MA]
△[MA]

△[MA]
△[MA]
△[MA]
△[MA]

※: CTO Model



- Design and specifications are subject to change without notice.
- 本機の仕様および外観は、改良のため予告なく変更することがありますが、ご了承ください。

PERSONAL COMPUTER

SONY®

Information in this document is subject to change without notice.

Sony, VAIO and CLIE are trademarks or registered trademarks of Sony. Microsoft, Windows, Windows Media, Outlook, Bookshelf and other Microsoft products are trademarks or registered trademarks of Microsoft Corporation in the United States and other countries.

The word Bluetooth and the Bluetooth logo are trademarks of Bluetooth SIG, Inc. AMD, AMD logo, AMD Duron and combinations thereof, 3DNow!, are trademarks of Advanced Micro Devices, Inc. Intel Inside logo, Pentium and Celeron are trademarks or registered trademarks of Intel Corporation. Transmeta, the Transmeta logo, Crusoe Processor, the Crusoe logo and combinations thereof are trademarks of Transmeta Corporation in the USA and other countries. Graffiti, HotSync, PalmModem, and Palm OS are resistered trademarks, and the Hotsync logo and Palm are trademarks of Palm, Inc. or its subsidiaries. (M) and Motrola are trademarks of Motrola, Inc. Other Motrola products and services with (R) mark like Dragomball are the trademarks of Motrola, Inc.

All other names of systems, products and services in this manual are trademarks or registered trademarks of their respective owners. In this manual, the (TM) or (R) mark are not specified.

Caution Markings for Lithium/Ion Battery - The following or similar texts shall be provided on battery pack of equipment or in both the operating and the service instructions.

CAUTION: Danger of explosion if battery is incorrectly replaced. Replace only with the same or equivalent type recommended by the manufacturer. Discard used batteries according to the manufacturer's instructions.

CAUTION: The battery pack used in this device may present a fire or chemical burn hazard if mistreated. Do not disassemble, heat above 100°C (212°F) or incinerate. Dispose of used battery promptly. Keep away from children.

CAUTION: Changing the back up battery.

- Overcharging, short circuiting, reverse charging, mutilation or incineration of the cells must be avoided to prevent one or more of the following occurrences; release of toxic materials, release of hydrogen and/or oxygen gas, rise in surface temperature.
- If a cell has leaked or vented, it should be replaced immediately while avoiding to touch it without any protection.

Service and Inspection Precautions

1. Obey precautionary markings and instructions

Labels and stamps on the cabinet, chassis, and components identify areas requiring special precautions. Be sure to observe these precautions, as well as all precautions listed in the operating manual and other associated documents.

2. Use designated parts only

The set's components possess important safety characteristics, such as noncombustibility and the ability to tolerate large voltages. Be sure that replacement parts possess the same safety characteristics as the originals. Also remember that the \triangle mark, which appears in circuit diagrams and parts lists, denotes components that have particularly important safety functions; be extra sure to use only the designated components.

3. Always follow the original design when mounting parts and routing wires

The original layout includes various safety features, such as inclusion of insulating materials (tubes and tape) and the mounting of parts above the printer board. In addition, internal wiring has been routed and clamped so as to keep it away from hot or high-voltage parts. When mounting parts or routing wires, therefore, be sure to duplicate the original layout.

4. Inspect after completing service

After servicing, inspect to make sure that all

screws, components, and wiring have been returned to their original condition. Also check the area around the repair location to ensure that repair work has caused no damage, and confirm safety.

5. When replacing chip components...

Never reuse components. Also remember that the negative side of tantalum capacitors is easily damaged by heat.

6. When handling flexible print boards...

- The temperature of the soldering-iron tip should be about 270C.
- Do not apply the tip more than three times to the same pattern.
- Handle patterns with care; never apply force.

Caution: Remember that hard disk drives are easily damaged by vibration. Always handle with care.

ATTENTION AU COMPOSANT AYANT RAPPORT À LA SÉCURITÉ!

LES COMPOSANTS IDENTIFÉS PAR UNE MARQUE \triangle SUR LES DIAGRAMMES SCHÉMATIQUES ET LA LISTE DES PIÈCES SONT CRITIQUES POUR LA SÉCURITÉ DE FONCTIONNEMENT. NE REMPLACER CES COMPOSANTS QUE PAR DES PIÈSES SONY DONT LES NUMÉROS SONT DONNÉS DANS CE MANUEL OU DANS LES SUPPLÉMENTS PUBLIÉS PAR SONY.

Confidential

VGN-A230/A230B/A230P/A240/A240B/A240P/A250/A260/A270/A270B/A270P/A290 (AM)
VGN-A215M/A215Z/A217M/A295HP/A297XP (EU)
VGN-A29GP/A29SP (AO)

TABLE OF CONTENTS

Section	Title	Page	Section	Title	Page
CHAPTER 1. SPECIFICATIONS			LCD		
1-1.	SPECIFICATIONS	1-1	L-1.	LCD 17-inch WUXGA (Clear Black LCD)	
1-2.	CTO Information	1-3	– Made by SH–	4-22	
7.	1-3	L-2.	LCD 17-inch WXGA+ (Clear Black LCD)	
8.	1-3	– Made by AU–	4-24	
9.	1-3	L-3.	LCD 15-inch SXGA+ (Clear Black LCD)	
10.	1-4	– Made by SH–	4-26	
11.	1-4	L-4.	LCD 15-inch XGA	
12.	1-4	– Made by AU–	4-28	
13.	1-5	L-5.	LCD 15.4-inch WXGA (Clear Black LCD)	
14.	1-5	– Made by HI–	4-30	
15.	1-5			
	(to 1-5)		Accessories		
			A-1.	Accessories	4-32
			A-2.	Accessories	4-33
			DIP Switch	4-35	
				(to 4-35)	
CHAPTER 2. BLOCK DIAGRAM			CHAPTER 5. OTHERS		
2-1.	VGN-A series	2-1	5-1.	The Barcode Label	5-1
2-2.	Port Replicator (VGP-PRAV)	2-2	5-2.	Replacing the CPU	5-2
	(to 2-2)		1.	Removing the CPU	5-2
			2.	Installing the CPU	5-2
CHAPTER 3. FRAME HARNESS DIAGRAM			5-3.	Wiring the W-LAN CABLE	5-3
3-1.	VGN-A series	3-1		(to 5-3)	
3-2.	Port Replicator (VGP-PRAV)	3-2			
	(to 3-2)				
CHAPTER 4. EXPLODED VIEWS AND PARTS LIST					
Palmrest					
P-1.	Palmrest (17-inch Model)	4-2			
P-2.	Palmrest (15-inch Model)	4-4			
P-3.	Palmrest (15.4-inch Model)	4-6			
Main Board					
M-1.	Main Board (17-inch Model)	4-8			
M-2.	Main Board (15-inch Model)	4-10			
M-3.	Main Board (15.4-inch Model)	4-12			
Bottom					
B-1.	Bottom (17-inch Model)	4-14			
B-2.	Bottom (15-inch Model)	4-16			
B-3.	Bottom (15.4-inch Model)	4-18			
Optical Drive					
D-1.	Optical Drive	4-20			

History of the changes is shown as the "Revision History" at the end of this data.

変更履歴は、"Revision History"として、本データ末に記載してあります。

Confidential

CHAPTER 1.

SPECIFICATIONS

1-1. Specifications

CPU				
Graphic				
LCD				
HDD				
MEMORY(Slot1)				
MEMORY(Slot2)				
QUANTITY[STANDARD/MAX]				
OPT-DRIVE				
AC adaptor				
Battery				
Wireless LAN				
Bluetooth				
AV PR				
Audio PR				
W-Mouse				
Memory Card Adapter				
Remote Controller				
OS				

△[MA] *4)Mobile Cel 1.3,Mobile Cel 1.4(B),Pentium-M 1.5A(D),Pentium-M 1.60,Pentium-M 1.7(D),Pentium-M 1.8(D),Pentium-M 2.0(D) *5)100GB,80GB(5400rpm),80GB,60GB,40GB *6)1024MB*1,1024MB*2,512MB*1,512MB*2,256MB*1,256MB*2

	AM						
	VGN-A290	VGN-A260	VGN-A250	VGN-A230*/A230B*/A230P*	VGN-A240*/A240B*/A240P*	VGN-A270*/A270B/A270P*	
CPU	Pentium-M 1.7A(D)	Pentium-M 1.6A(D)	Pentium-M 1.6A(D)	*4)	*4)	*4)	
Graphic	Mobility Radeon 9700	Mobility Radeon 9200	Mobility Radeon 9200	Mobility Radeon 9200	Mobility Radeon 9200	Mobility Radeon 9700	
LCD	17.0"WUXGA (Clear Black)	15.4"WXGA (Clear Black)	15.4"WXGA (Clear Black)	15.0"XGA/15.0"SXGA+ (Clear Black)	15.4"WXGA (Clear Black)	17.0"WUXGA/17.0"WXGA (Clear Black)	
HDD	100GB	80GB	80GB	*5)	*5)	*5)	
MEMORY(Slot1)	512MB DDR333	256MB DDR333	256MB DDR333	*6)	*6)	*6)	
MEMORY(Slot2)	512MB DDR333	256MB DDR333	256MB DDR333				
QUANTITY[STANDARD/MAX]	512MB/2GB	512MB/2GB	512MB/2GB				
OPT-DRIVE	DVD+-RW	DVD+-RW	DVD+-RW	DVD+-RW Combo	DVD+-RW Combo	DVD+-RW Combo	
AC adaptor	AC19V7	AC19V7	AC19V3	AC19V7/AC19V3	AC19V7/AC19V3	AC19V7/AC19V3	
Battery	BP2EA	BP2EA	BP2EA	BP2EA	BP2EA	BP2EA	
Wireless LAN	O	O	O	O/X	O/X	O	
Bluetooth	X	X	X	O/X	O/X	O	
AV PR	O	O	X	O/X	O/X	O/X	
Audio PR	X	X	X	X	X	X	
W-Mouse	X	X	X	X	O	O/X	
Memory Card Adapter	X	X	X	X	X	X	
Remote Controller	O	O	X	O/X	O/X	O/X	
OS	XP Home	XP Home	XP Home	XP Pro/XP Pro SMB/ XP Home	XP Pro/XP Pro SMB/ XP Home	XP Pro/XP Pro SMB/ XP Home	

△[MA]

△[MA]

△[MA]

△[MA]

△[MA]

- The trademarks or registered trademarks of above table, refer to page 2.
- The model that is accompanied by asterisk (*) is the CTO model
For the equipment configuration, refer to the CTO Information.

- 本表中の商標・登録商標については、2 ページをご参照ください。
- 機種名に (*) がつくのは CTO モデルです。
組み合わせについては、CTO Information ご確認ください。

Confidential

VGN-A230/A230B/A230P/A240/A240B/A240P/A250/A260/A270/A270B/A270P/A290 (AM)
VGN-A215M/A215Z/A217M/A295HP/A297XP (EU)
VGN-A29GP/A29SP (AO)

	EU					
	VGN-A297XP		VGN-A217M	VGN-A295HP	VGN-A215M	VGN-A215Z
CPU	Pentium-M 1.8A(D)		Pentium-M 1.6A(D)	Pentium-M 1.7A(D)	Pentium-M 1.6A(D)	Pentium-M 1.7A(D)
Graphic	Mobility Radeon 9700		Mobility Radeon 9700	Mobility Radeon 9200	Mobility Radeon 9200	Mobility Radeon 9200
LCD	17.0"WUXGA (Clear Black)		17.0"WXGA+ (Clear Black)	15.4"WXGA (Clear Black)	15.4"WXGA (Clear Black)	15.4"WXGA (Clear Black)
HDD	80GB		80GB	60GB	60GB	60GB
MEMORY(Slot1)	512MB DDR333		256MB DDR333	256MB DDR333	256MB DDR333	256MB DDR333
MEMORY(Slot2)	-		-	-	-	256MB DDR333
QUANTITY[STANDARD/MAX]	512MB/2GB		512MB/2GB	512MB/2GB	512MB/2GB	512MB/2GB
OPT-DRIVE	DVD+/-RW		DVD+/-RW	DVD+/-RW	DVD+/-RW	DVD+/-RW
AC adaptor	AC19V3		AC19V3	AC19V3	AC19V3	AC19V3
Battery	BP2EA		BP2EA	BP2EA	BP2EA	BP2EA
Wireless LAN	O		O	O	O	O
Bluetooth	O		O	O	X	O
AV PR	X		X	X	X	X
Audio PR	X		X	X	X	X
W-Mouse	O		O	X	X	X
Memory Card Adapter	X		X	X	X	X
Remote Controller	X		X	X	X	X
OS	XP Pro		XP Home	XP Pro	XP Home	XP Home

△[MA]

△[MA]

△[MA]

△[MA]

△[MA]

	AO					
				VGN-A29GP	VGN-A29SP	
CPU				Pentium-M 1.6A(D)	Pentium-M 1.6A(D)	
Graphic				Mobility Radeon 9200	Mobility Radeon 9200	
LCD				15.4"WXGA (Clear Black)	15.4"WXGA (Clear Black)	
HDD				60GB	60GB	
MEMORY(Slot1)				512MB DDR333	512MB DDR333	
MEMORY(Slot2)				-	-	
QUANTITY[STANDARD/MAX]				512MB/2GB	512MB/2GB	
OPT-DRIVE				DVD+/-RW	DVD+/-RW	
AC adaptor				AC19V3	AC19V3	
Battery				BP2EA	BP2EA	
Wireless LAN				O	O	
Bluetooth				X	X	
AV PR				X	X	
Audio PR				X	X	
W-Mouse				X	X	
Memory Card Adapter				X	X	
Remote Controller				X	X	
OS				XP Pro	XP Pro	

△[MA]

△[MA]

- The trademarks or registered trademarks of above table, refer to page 2.
- The model that is accompanied by asterisk (*) is the CTO model
For the equipment configuration, refer to the CTO Information.
- 本表中の商標・登録商標については、2 ページをご参照ください。
- 機種名に (*) がつくのは CTO モデルです。
組み合わせについては、CTO Information ご確認ください。

△[MA]

Confidential

VGN-A230/A230B/A230P/A240/A240B/A240P/A250/A260/A270/A270B/A270P/A290 (AM)
VGN-A215M/A215Z/A217M/A295HP/A297XP (EU)
VGN-A29GP/A29SP (AO)

1-2. CTO Information

7. Model name:VGN-A230P(American Area) OS:Windows XP Pro Ver.1.0

CPU	Pentium-M 755 6-706-559-01 IC RH80536GC0412MSL7EM	Pentium-M 745 6-600-306-01 IC RH80536GC0332MSL7EN	Pentium-M 735 6-600-343-01 IC RH80536GC02292MSL7EP	Pentium-M 725 6-600-355-01 IC RH80536GC0252MSL7EG	Pentium-M 715 6-600-368-01 IC RH80536GC0212MSL7GL	Celeron-M 330 6-706-572-01 IC RH80539NC017512SL6N6	Celeron-M 1.3 6-707-262-01 IC RH80536NC0131M
HDD	100GB A-1083-188-A HDD (MHU2100AT-100GB)	80GB A-1062-140-A HDD (80GB HTS548080M9AT00)	80GB A-8067-943-A ASSY HDD 80GB (1.40) (S)	80GB A-1065-502-A ASSY HDD 80GB (-21) (1.40) (S)	40GB A-1083-186-A HDD (40GB HTS424040)(S)		
LCD	15.0 SXGA+ A-1062-139-A LCD UNIT (2CFL-15SXGA+-SH)	15 XGA(AU) A-8115-791-A ASSY LCD 15XGA (AU) (S)					
Memory	1024MB*2 6-706-244-01x2 IC EBD11UD8ADDA-6B	1024MB*1 6-706-244-01 IC EBD11UD8ADDA-6B	512MB*2 6-706-337-01x2 IC M470L6524BT0-CB3	512MB*1 6-706-337-01 IC M470L6524BT0-CB3	256MB*2 6-706-064-01x2 IC HY564D32020GDL-6-C	256MB*1 6-706-064-01 IC HY564D32020GDL-6-C	
Opt.Drive	DVD+RW(D56A) 6-457-597-10 DRIVE DVD DW-D56A-VN	DVD+RW(U56A) 6-457-602-10 DRIVE DVD DW-U56A-VN	Combo24 6-797-053-11 COMBO DRIVE(UJDA760)				
W-LAN	big(intel) 1-761-864-14 WIRELESS LAN CARD	None					
Memory Card Adapter	MCA10 1-478-615-11 MEMORY CARD ADAPTER						
TV Tuner (Port Relicator)	PRAV1	None					
Mouse	None						

8. Model name:VGN-A230(American Area) OS:Windows XP Home Ver.1.0

CPU	Pentium-M 755 6-706-559-01 IC RH80536GC0412MSL7EM	Pentium-M 745 6-600-306-01 IC RH80536GC0332MSL7EN	Pentium-M 735 6-600-343-01 IC RH80536GC02292MSL7EP	Pentium-M 725 6-600-355-01 IC RH80536GC0252MSL7EG	Pentium-M 715 6-600-368-01 IC RH80536GC0212MSL7GL	Celeron-M 330 6-706-572-01 IC RH80539NC017512SL6N6	Celeron-M 1.3 6-707-262-01 IC RH80536NC0131M
HDD	100GB A-1083-188-A HDD (MHU2100AT-100GB)	80GB A-1062-140-A HDD (80GB HTS548080M9AT00)	80GB A-8067-943-A ASSY HDD 80GB (1.40) (S)	80GB A-1065-502-A ASSY HDD 80GB (-21) (1.40) (S)	40GB A-1083-186-A HDD (40GB HTS424040)(S)		
LCD	15.0 SXGA+ A-1062-139-A LCD UNIT (2CFL-15SXGA+-SH)	15 XGA(AU) A-8115-791-A ASSY LCD 15XGA (AU) (S)					
Memory	1024MB*2 6-706-244-01x2 IC EBD11UD8ADDA-6B	1024MB*1 6-706-244-01 IC EBD11UD8ADDA-6B	512MB*2 6-706-337-01x2 IC M470L6524BT0-CB3	512MB*1 6-706-337-01 IC M470L6524BT0-CB3	256MB*2 6-706-064-01x2 IC HY564D32020GDL-6-C	256MB*1 6-706-064-01 IC HY564D32020GDL-6-C	
Opt.Drive	DVD+RW(D56A) 6-457-597-10 DRIVE DVD DW-D56A-VN	DVD+RW(U56A) 6-457-602-10 DRIVE DVD DW-U56A-VN	Combo24 6-797-053-11 COMBO DRIVE(UJDA760)				
W-LAN	big(intel) 1-761-864-14 WIRELESS LAN CARD	None					
Memory Card Adapter	MCA10 1-478-615-11 MEMORY CARD ADAPTER						
TV Tuner (Port Relicator)	PRAV1	None					
Mouse	None						

9. Model name:VGN-A230B(American Area) OS:Windows XP Pro SMB Ver.1.0

CPU	Pentium-M 755 6-706-559-01 IC RH80536GC0412MSL7EM	Pentium-M 745 6-600-306-01 IC RH80536GC0332MSL7EN	Pentium-M 735 6-600-343-01 IC RH80536GC02292MSL7EP	Pentium-M 725 6-600-355-01 IC RH80536GC0252MSL7EG	Pentium-M 715 6-600-368-01 IC RH80536GC0212MSL7GL	Celeron-M 330 6-706-572-01 IC RH80539NC017512SL6N6	Celeron-M 1.3 6-707-262-01 IC RH80536NC0131M
HDD	100GB A-1083-188-A HDD (MHU2100AT-100GB)	80GB A-1062-140-A HDD (80GB HTS548080M9AT00)	80GB A-8067-943-A ASSY HDD 80GB (1.40) (S)	80GB A-1065-502-A ASSY HDD 80GB (-21) (1.40) (S)	40GB A-1083-186-A HDD (40GB HTS424040)(S)		
LCD	15.0 SXGA+ A-1062-139-A LCD UNIT (2CFL-15SXGA+-SH)	15 XGA(AU) A-8115-791-A ASSY LCD 15XGA (AU) (S)					
Memory	1024MB*2 6-706-244-01x2 IC EBD11UD8ADDA-6B	1024MB*1 6-706-244-01 IC EBD11UD8ADDA-6B	512MB*2 6-706-337-01x2 IC M470L6524BT0-CB3	512MB*1 6-706-337-01 IC M470L6524BT0-CB3	256MB*2 6-706-064-01x2 IC HY564D32020GDL-6-C	256MB*1 6-706-064-01 IC HY564D32020GDL-6-C	
Opt.Drive	DVD+RW(U56A) 6-457-597-10 DRIVE DVD DW-U56A-VN	DVD+RW(U56A) 6-457-602-10 DRIVE DVD DW-U56A-VN	Combo24 6-797-053-11 COMBO DRIVE(UJDA760)				
W-LAN	big(intel) 1-761-864-14 WIRELESS LAN CARD	None					
Memory Card Adapter	MCA10 1-478-615-11 MEMORY CARD ADAPTER						
TV Tuner (Port Relicator)	PRAV1	None					
Mouse	None						

VGN-A230

1-3



Confidential

VGN-A230/A230B/A230P/A240/A240B/A240P/A250/A260/A270/A270B/A270P/A290 (AM)
VGN-A215M/A215Z/A217M/A295HP/A297XP (EU)
VGN-A29GP/A29SP (AO)

10. Model name:VGN-A240P(American Area)
OS:Windows XP Pro
Ver.1.0

CPU	Pentium-M 755 6-600-559-01 IC RH80536GC0412MSL7EM	Pentium-M 745 6-600-306-01 IC RH80536GC0332MSL7EN	Pentium-M 735 6-600-343-01 IC RH80536GC0292MSL7EP	Pentium-M 725 6-600-355-01 IC RH80536GC0252MSL7EG	Pentium-M 715 6-600-368-01 IC RH80536GC0212MSL7GL	Celeron-M 330 6-706-572-01 IC RH80536NC017512SL6N6	Celeron-M 1.3 6-707-262-01 IC RH80536NC0131M
HDD	100GB A-1083-188-A HDD (MHU2100AT-100GB)	80GB A-1082-140-A HDD (80GB.HTS548080M9AT00)	80GB A-1067-943-A ASSY HDD 80GB (1.40) (S)	60GB A-1065-502-A ASSY HDD 60GB (-21) (1.40) (S)	40GB A-1083-186-A HDD (40GB.HTS424040)(S)		
LCD	15.4 WXGA A-1072-741-A ASSY LCD(15.4WXGA)(H)(S)						
Memory	1024MB*2 6-706-244-01x2 IC EBD11UD8ADDA-6B	1024MB*1 6-706-244-01 IC EBD11UD8ADDA-6B	512MB*2 6-706-337-01x2 IC M470L6524BT0-CB3	512MB*1 6-706-337-01 IC M470L6524BT0-CB3	256MB*2 6-706-064-01x2 IC HYS64D32020GDL-6-C	256MB*1 6-706-064-01 IC HYS64D32020GDL-6-C	
Opt.Drive	DVD+-RW(D56A) 8-457-597-10 DRIVE DVD DW-D56A-VN	DVD+-RW(D56A) 8-457-602-10 DRIVE DVD DW-U56A-VN	Combo24 1-797-053-11 COMBO DRIVE(UJDA780)				
W-LAN	b/g(intel) 1-761-864-14 WIRELESS LAN CARD	None					
Memory Card Adapter	MCA10 1-478-615-11 MEMORY CARD ADAPTER						
TV Tuner (Port Releicator)	PRAV1	None					
Mouse	WM55 1-796-824-32 MOUSE (SLV)						

11. Model name:VGN-A240(American Area)
OS:Windows XP Home
Ver.1.0

CPU	Pentium-M 755 6-600-559-01 IC RH80536GC0412MSL7EM	Pentium-M 745 6-600-306-01 IC RH80536GC0332MSL7EN	Pentium-M 735 6-600-343-01 IC RH80536GC0292MSL7EP	Pentium-M 725 6-600-355-01 IC RH80536GC0252MSL7EG	Pentium-M 715 6-600-368-01 IC RH80536GC0212MSL7GL	Celeron-M 330 6-706-572-01 IC RH80536NC017512SL6N6	Celeron-M 1.3 6-707-262-01 IC RH80536NC0131M
HDD	100GB A-1083-188-A HDD (MHU2100AT-100GB)	80GB A-1082-140-A HDD (80GB.HTS548080M9AT00)	80GB A-1067-943-A ASSY HDD 80GB (1.40) (S)	60GB A-1065-502-A ASSY HDD 60GB (-21) (1.40) (S)	40GB A-1083-186-A HDD (40GB.HTS424040)(S)		
LCD	15.4 WXGA A-1072-741-A ASSY LCD(15.4WXGA)(H)(S)						
Memory	1024MB*2 6-706-244-01x2 IC EBD11UD8ADDA-6B	1024MB*1 6-706-244-01 IC EBD11UD8ADDA-6B	512MB*2 6-706-337-01x2 IC M470L6524BT0-CB3	512MB*1 6-706-337-01 IC M470L6524BT0-CB3	256MB*2 6-706-064-01x2 IC HYS64D32020GDL-6-C	256MB*1 6-706-064-01 IC HYS64D32020GDL-6-C	
Opt.Drive	DVD+-RW(D56A) 8-457-597-10 DRIVE DVD DW-D56A-VN	DVD+-RW(D56A) 8-457-602-10 DRIVE DVD DW-U56A-VN	Combo24 1-797-053-11 COMBO DRIVE(UJDA780)				
W-LAN	b/g(intel) 1-761-864-14 WIRELESS LAN CARD	None					
Memory Card Adapter	MCA10 1-478-615-11 MEMORY CARD ADAPTER						
TV Tuner (Port Releicator)	PRAV1	None					
Mouse	WM55 1-796-824-32 MOUSE (SLV)						

12. Model name:VGN-A240B(American Area)
OS:Windows XP Pro SMB
Ver.1.0

CPU	Pentium-M 755 6-600-559-01 IC RH80536GC0412MSL7EM	Pentium-M 745 6-600-306-01 IC RH80536GC0332MSL7EN	Pentium-M 735 6-600-343-01 IC RH80536GC0292MSL7EP	Pentium-M 725 6-600-355-01 IC RH80536GC0252MSL7EG	Pentium-M 715 6-600-368-01 IC RH80536GC0212MSL7GL	Celeron-M 330 6-706-572-01 IC RH80536NC017512SL6N6	Celeron-M 1.3 6-707-262-01 IC RH80536NC0131M
HDD	100GB A-1083-188-A HDD (MHU2100AT-100GB)	80GB A-1082-140-A HDD (80GB.HTS548080M9AT00)	80GB A-1067-943-A ASSY HDD 80GB (1.40) (S)	60GB A-1065-502-A ASSY HDD 60GB (-21) (1.40) (S)	40GB A-1083-186-A HDD (40GB.HTS424040)(S)		
LCD	15.4 WXGA A-1072-741-A ASSY LCD(15.4WXGA)(H)(S)						
Memory	1024MB*2 6-706-244-01x2 IC EBD11UD8ADDA-6B	1024MB*1 6-706-244-01 IC EBD11UD8ADDA-6B	512MB*2 6-706-337-01x2 IC M470L6524BT0-CB3	512MB*1 6-706-337-01 IC M470L6524BT0-CB3	256MB*2 6-706-064-01x2 IC HYS64D32020GDL-6-C	256MB*1 6-706-064-01 IC HYS64D32020GDL-6-C	
Opt.Drive	DVD+-RW(D56A) 8-457-597-10 DRIVE DVD DW-D56A-VN	DVD+-RW(D56A) 8-457-602-10 DRIVE DVD DW-U56A-VN	Combo24 1-797-053-11 COMBO DRIVE(UJDA780)				
W-LAN	b/g(intel) 1-761-864-14 WIRELESS LAN CARD	None					
Memory Card Adapter	MCA10 1-478-615-11 MEMORY CARD ADAPTER						
TV Tuner (Port Releicator)	PRAV1	None					
Mouse	WM55 1-796-824-32 MOUSE (SLV)						

△[MA]

Confidential

VGN-A230/A230B/A230P/A240/A240B/A240P/A250/A260/A270/A270B/A270P/A290 (AM)
VGN-A215M/A215Z/A217M/A295HP/A297XP (EU)
VGN-A29GP/A29SP (AO)

13. Model name:VGN-A270P(American Area)
OS:Windows XP Pro
Ver.1.0

CPU	Pentium-M 755 6-600-559-01 IC RH80536GC0412MSL7EM	Pentium-M 745 6-600-306-01 IC RH80536GC0332MSL7EN	Pentium-M 735 6-600-343-01 IC RH80536GC0292MSL7EP	Pentium-M 725 6-600-355-01 IC RH80536GC0252MSL7EG	Pentium-M 715 6-600-368-01 IC RH80536GC0212MSL7GL	Celeron-M 330 6-706-572-01 IC RH80536NC017512SL6N6	Celeron-M 1.3 6-707-262-01 IC RH80536NC0131M
HDD	100GB A-1083-188-A HDD (MHJ2100AT-100GB)	80GB A-1062-140-A HDD (80GB HTS548080M9AT00)	80GB A-1067-943-A ASSY HDD 80GB (I,40) (S)	80GB A-1065-502-A ASSY HDD 80GB (-21) (I,40) (S)	40GB A-1083-186-A HDD (40GB HTS242040)(S)		
LCD	17WXGA A-1062-138-A LCD UNIT (2CFL-17WXGA) (S)	17WXGA+ A-1087-141-A LCD UNIT(17WXGA)(S)					
Memory	1024MB*2 6-706-244-01x2 IC EBD11UD8ADDA-6B	1024MB*1 6-706-244-01 IC EBD11UD8ADDA-6B	512MB*2 6-706-337-01x2 IC M470L6524BT0-CB3	512MB*1 6-706-337-01 IC M470L6524BT0-CB3	256MB*2 6-706-064-01x2 IC HYS64D32020GDL-6-C	256MB*1 6-706-064-01 IC HYS64D32020GDL-6-C	
Opt.Drive	DVD+-RW(D56A) 8-457-597-10 DRIVE DVD DW-D56A-VN	DVD+-RW(D56A) 8-457-602-10 DRIVE DVD DW-U56A-VN	Combo24 1-797-053-11 COMBO DRIVE(UJDA760)				
W-LAN	b/g(Intel) 1-761-864-14 WIRELESS LAN CARD						
Memory Card Adapter	MCA10 1-478-615-11 MEMORY CARD ADAPTER						
TV Tuner (Port Relicator)	PRAV1	None					
Mouse	WMS5 1-796-824-32 MOUSE (SLV)	None					

14. Model name:VGN-A270(American Area)
OS:Windows XP Home
Ver.1.0

CPU	Pentium-M 755 6-600-559-01 IC RH80536GC0412MSL7EM	Pentium-M 745 6-600-306-01 IC RH80536GC0332MSL7EN	Pentium-M 735 6-600-343-01 IC RH80536GC0292MSL7EP	Pentium-M 725 6-600-355-01 IC RH80536GC0252MSL7EG	Pentium-M 715 6-600-368-01 IC RH80536GC0212MSL7GL	Celeron-M 330 6-706-572-01 IC RH80536NC017512SL6N6	Celeron-M 1.3 6-707-262-01 IC RH80536NC0131M
HDD	100GB A-1083-188-A HDD (MHJ2100AT-100GB)	80GB A-1062-140-A HDD (80GB HTS548080M9AT00)	80GB A-1067-943-A ASSY HDD 80GB (I,40) (S)	80GB A-1065-502-A ASSY HDD 80GB (-21) (I,40) (S)	40GB A-1083-186-A HDD (40GB HTS242040)(S)		
LCD	17WXGA A-1062-138-A LCD UNIT (2CFL-17WXGA) (S)	17WXGA+ A-1087-141-A LCD UNIT(17WXGA)(S)					
Memory	1024MB*2 6-706-244-01x2 IC EBD11UD8ADDA-6B	1024MB*1 6-706-244-01 IC EBD11UD8ADDA-6B	512MB*2 6-706-337-01x2 IC M470L6524BT0-CB3	512MB*1 6-706-337-01 IC M470L6524BT0-CB3	256MB*2 6-706-064-01x2 IC HYS64D32020GDL-6-C	256MB*1 6-706-064-01 IC HYS64D32020GDL-6-C	
Opt.Drive	DVD+-RW(D56A) 8-457-597-10 DRIVE DVD DW-D56A-VN	DVD+-RW(U56A) 8-457-602-10 DRIVE DVD DW-U56A-VN	Combo24 1-797-053-11 COMBO DRIVE(UJDA760)				
W-LAN	b/g(Intel) 1-761-864-14 WIRELESS LAN CARD						
Memory Card Adapter	MCA10 1-478-615-11 MEMORY CARD ADAPTER						
TV Tuner (Port Relicator)	PRAV1	None					
Mouse	WMS5 1-796-824-32 MOUSE (SLV)	None					

15. Model name:VGN-A270B(American Area)
OS:Windows XP Pro SMB
Ver.1.0

CPU	Pentium-M 755 6-600-559-01 IC RH80536GC0412MSL7EM	Pentium-M 745 6-600-306-01 IC RH80536GC0332MSL7EN	Pentium-M 735 6-600-343-01 IC RH80536GC0292MSL7EP	Pentium-M 725 6-600-355-01 IC RH80536GC0252MSL7EG	Pentium-M 715 6-600-368-01 IC RH80536GC0212MSL7GL	Celeron-M 330 6-706-572-01 IC RH80536NC017512SL6N6	Celeron-M 1.3 6-707-262-01 IC RH80536NC0131M
HDD	100GB A-1083-188-A HDD (MHJ2100AT-100GB)	80GB A-1062-140-A HDD (80GB HTS548080M9AT00)	80GB A-1067-943-A ASSY HDD 80GB (I,40) (S)	80GB A-1065-502-A ASSY HDD 80GB (-21) (I,40) (S)	40GB A-1083-186-A HDD(40GB HTS242040) (S)		
LCD	17WXGA A-1062-138-A LCD UNIT (2CFL-17WXGA) (S)	17WXGA+ A-1087-141-A LCD UNIT(17WXGA)(S)					
Memory	1024MB*2 6-706-244-01x2 IC EBD11UD8ADDA-6B	1024MB*1 6-706-244-01 IC EBD11UD8ADDA-6B	512MB*2 6-706-337-01x2 IC M470L6524BT0-CB3	512MB*1 6-706-337-01 IC M470L6524BT0-CB3	256MB*2 6-706-064-01x2 IC HYS64D32020GDL-6-C	256MB*1 6-706-064-01 IC HYS64D32020GDL-6-C	
Opt.Drive	DVD+-RW(D56A) 8-457-597-10 DRIVE DVD DW-D56A-VN	DVD+-RW(U56A) 8-457-602-10 DRIVE DVD DW-U56A-VN	Combo24 1-797-053-11 COMBO DRIVE(UJDA760)				
W-LAN	b/g(Intel) 1-761-864-14 WIRELESS LAN CARD	None					
Memory Card Adapter	MCA10 1-478-615-11 MEMORY CARD ADAPTER						
TV Tuner (Port Relicator)	PRAV1	None					
Mouse	WMS5 1-796-824-32 MOUSE (SLV)	None					

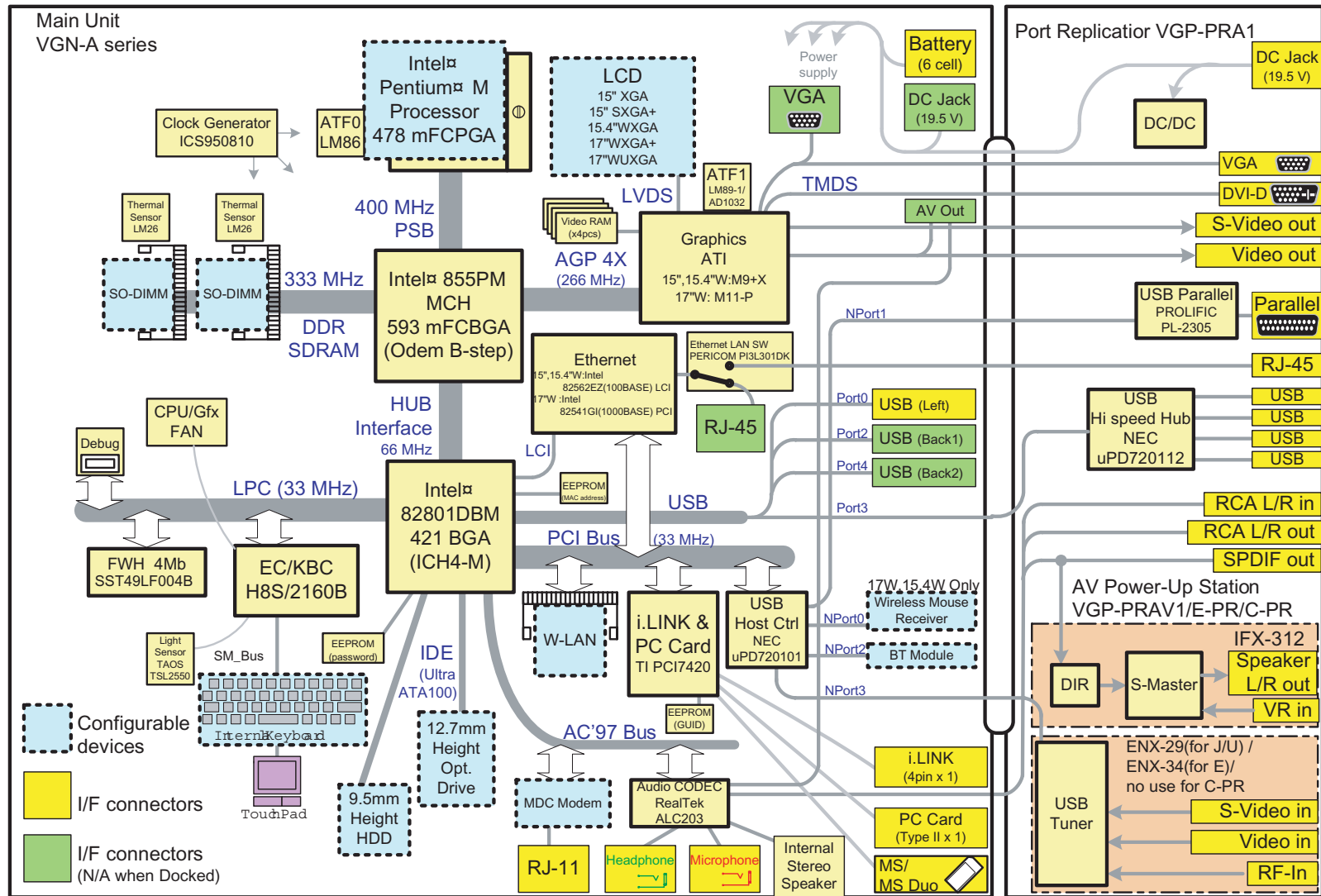


Confidential

VGN-A230/A230B/A230P/A240/A240B/A240P/A250/A260/A270/A270B/A270P/A290 (AM)
VGN-A215M/A215Z/A217M/A295HP/A297XP (EU)
VGN-A29GP/A29SP (AO)

CHAPTER 2. BLOCK DIAGRAM

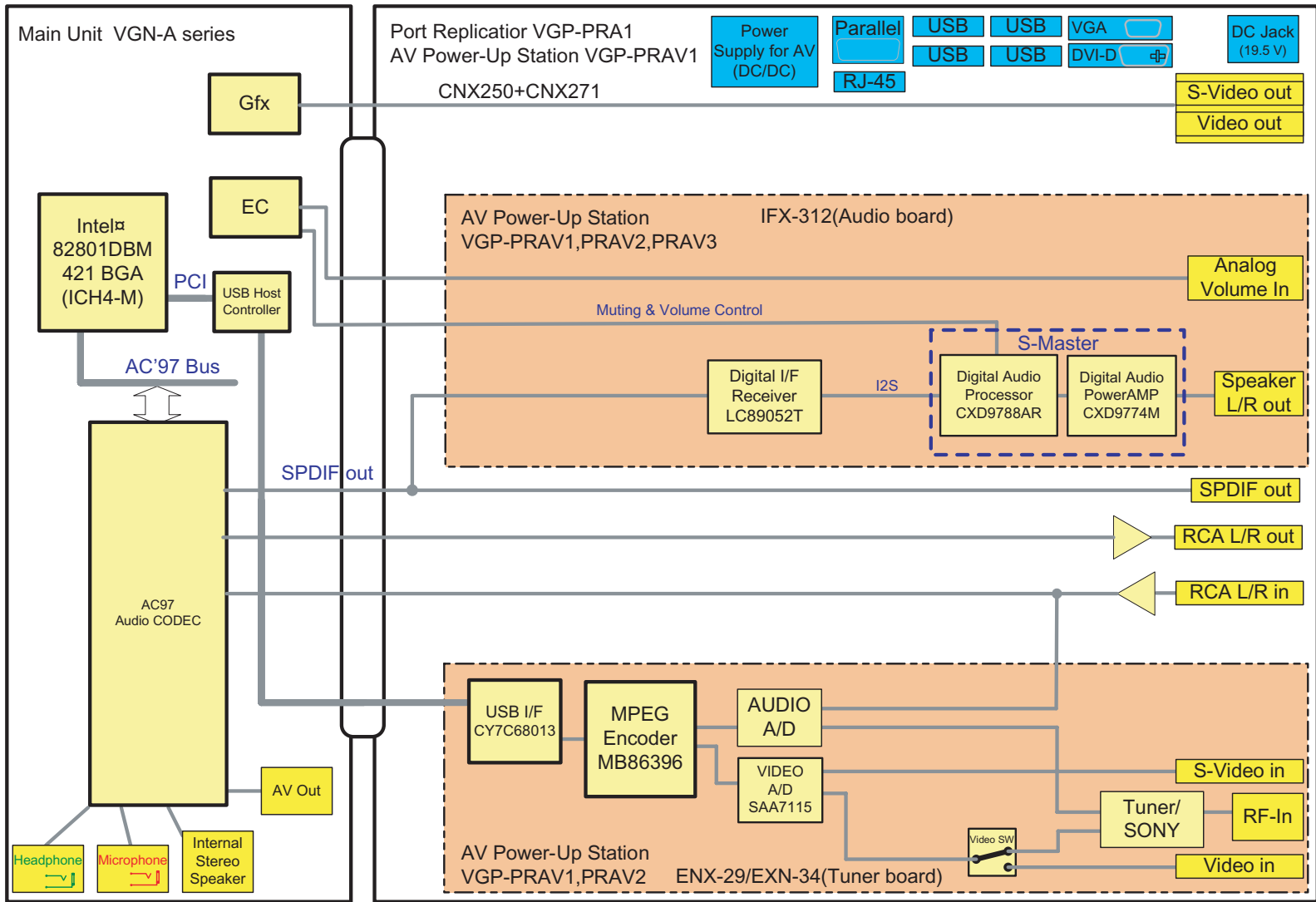
2-1. VGN-A series



Confidential

VGN-A230/A230B/A230P/A240/A240B/A240P/A250/A260/A270/A270B/A270P/A290 (AM)
VGN-A215M/A215Z/A217M/A295HP/A297XP (EU)
VGN-A29GP/A29SP (AO)

2-2. Port Replicator (VGP-PRAV)

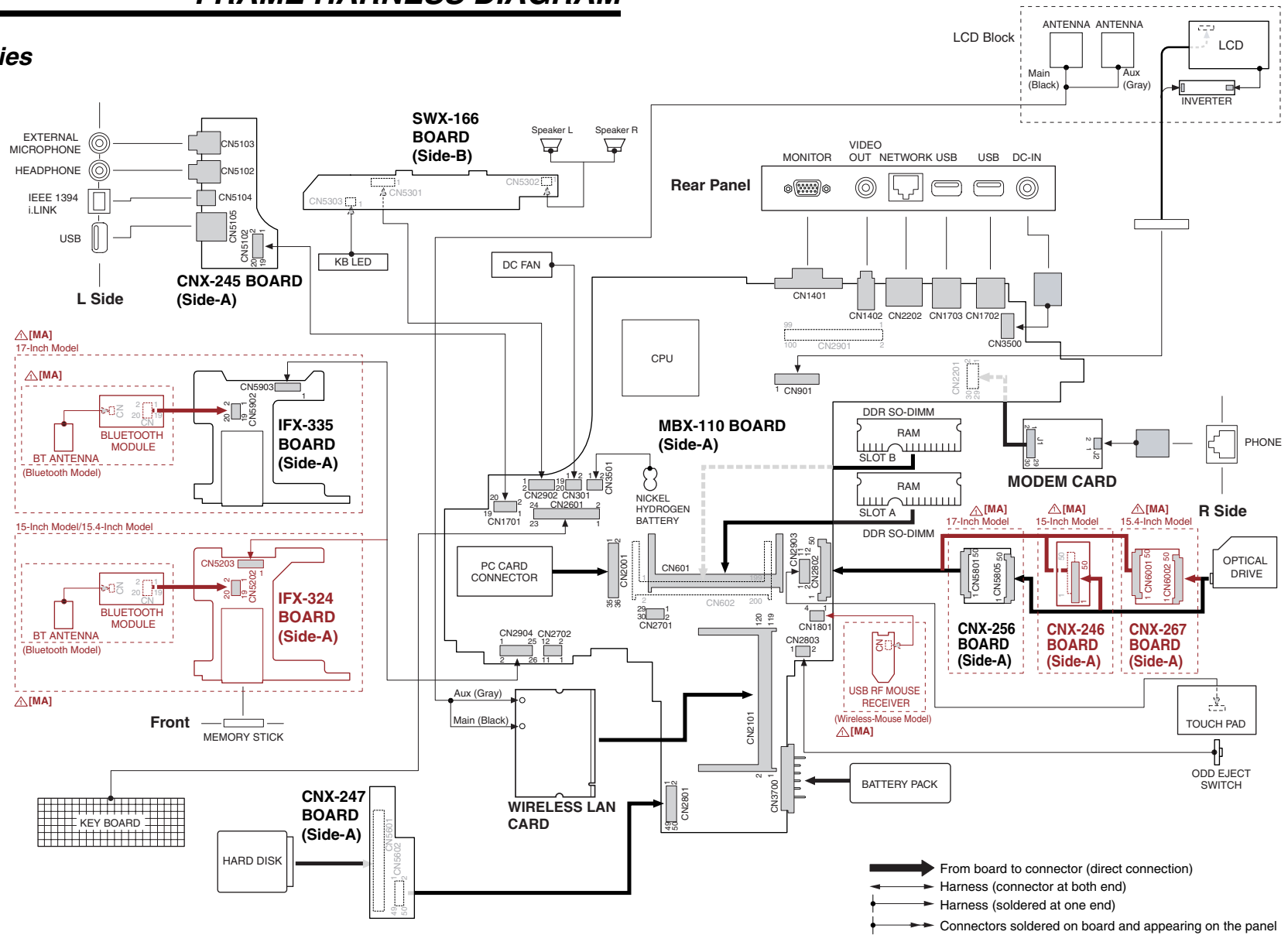


Confidential

VGN-A230/A230B/A230P/A240/A240B/A240P/A250/A260/A270/A270B/A270P/A290 (AM)
VGN-A215M/A215Z/A217M/A295HP/A297XP (EU)
VGN-A29GP/A29SP (AO)

CHAPTER 3. FRAME HARNESS DIAGRAM

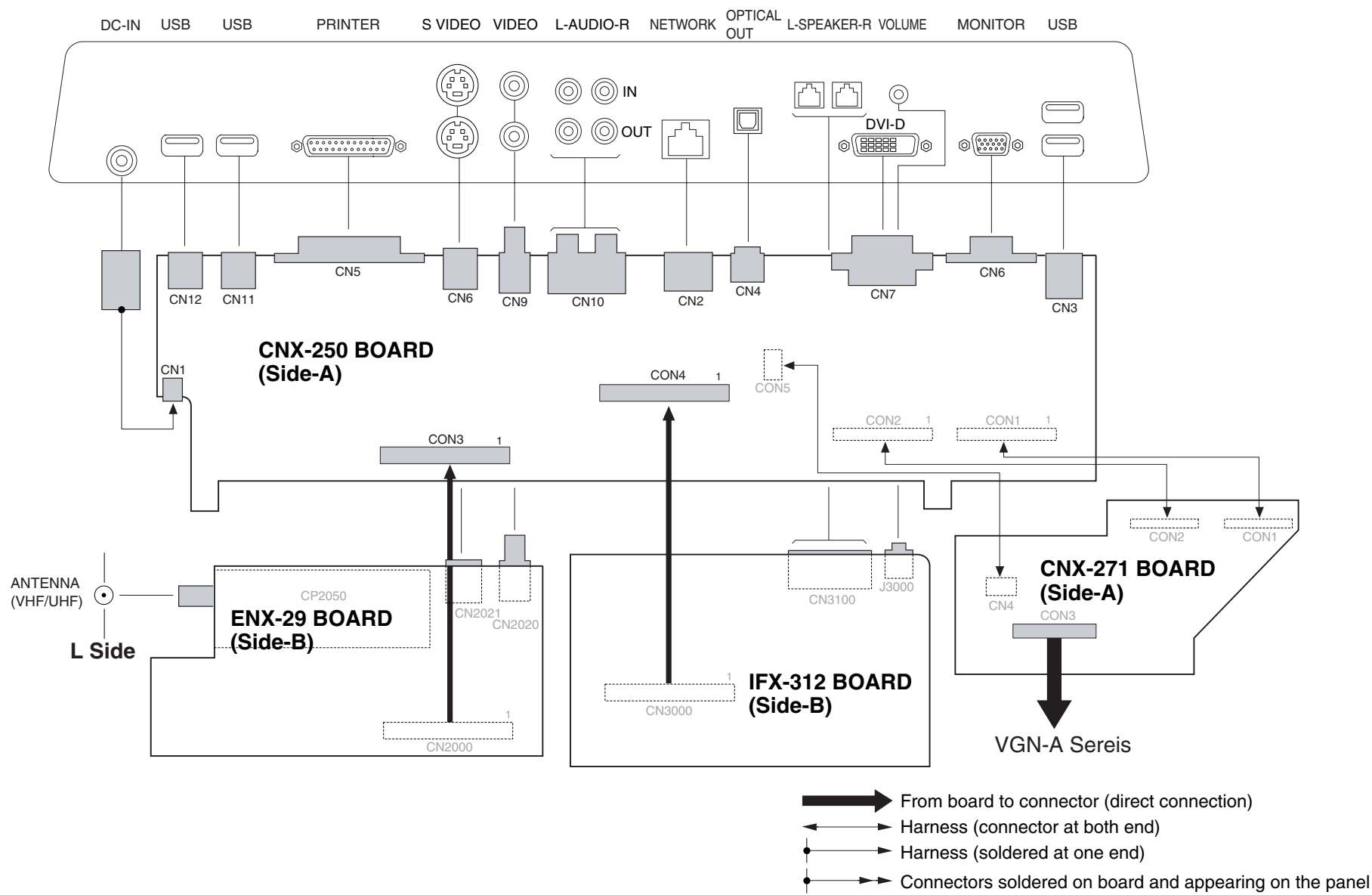
3-1. VGN-A series



Confidential

VGN-A230/A230B/A230P/A240/A240B/A240P/A250/A260/A270/A270B/A270P/A290 (AM)
VGN-A215M/A215Z/A217M/A295HP/A297XP (EU)
VGN-A29GP/A29SP (AO)

3-2. Port Replicator (VGP-PRAV)



Confidential

VGN-A230/A230B/A230P/A240/A240B/A240P/A250/A260/A270/A270B/A270P/A290 (AM)
VGN-A215M/A215Z/A217M/A295HP/A297XP (EU)
VGN-A29GP/A29SP (AO)

EXPLODED VIEWS AND PARTS LIST

- 分解図と部品表は、パームレスト、ボトムなどのブロックごとに分かれています。機種によって部品表のセクションが異なりますので、詳細は右下の一覧表を参照してください。

Section	Page
---------	------

LCD

	L-1. LCD 17-inch WUXGA (Clear Black LCD)	
	– Made by SH–	4-22
[MA]	L-2. LCD 17-inch WXGA+ (Clear Black LCD)	
	– Made by AU–	4-24
	L-3. LCD 15-inch SXGA+ (Clear Black LCD)	
	– Made by SH–	4-26
	L-4. LCD 15-inch XGA	
	– Made by AU–	4-28
	L-5. LCD 15.4-inch WXGA (Clear Black LCD)	
	– Made by HI–	4-30

[MA]

[MA]	– Made by SH–	4-26
L-4. LCD 15-inch XGA	– Made by AU–	4-28
L-5. LCD 15.4-inch WXGA (Clear Black LCD)	– Made by HI–	4-30

Accessories


Accessories	
A-1. Accessories	4-32
A-2. Accessories	4-33
DIP Switch	4-35

DIP Switch

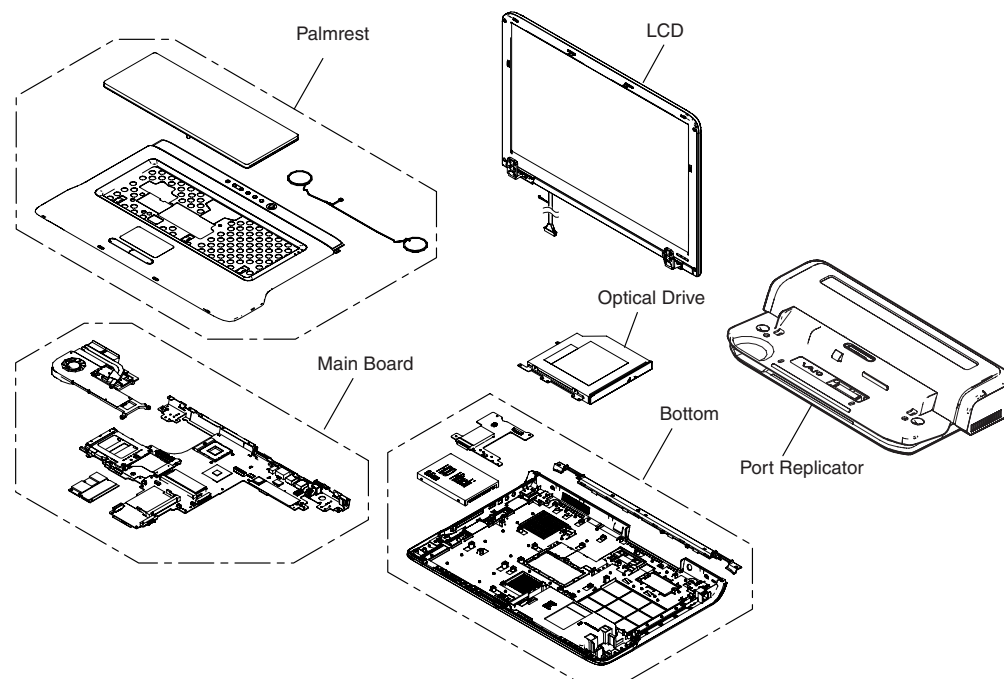
D-1. Optical Drive 4-20

【使用上の注意】

- * 印の部品は常備在庫しておりません。
- 図面番号のない部品は供給しません。
- 併記部品の場合、上部記載部品をメイン部品として使用してください。
- 部品名称の前に \$ 印のついた部品は、High Value Module (HVM)です。
- 商品名称の前に # 印のついた部品は、バーコードラベル貼付部品です。
- バーコードラベルについてはCHAPTER5を参照してください。
- 部品名称の前に & 印のついた部品は、お客様窓口などでも交換可能な Customer Replacable Parts (CRP)です。
- 特に<&>印のついた部品は、使い分けが必要な部品ですので、分解図で Customer Replacable Parts 対象部品か、対象外部部品かを必ず御確認ください。
- 本モデルの基板については、基板上の各部品の修理は行うことができません。ただし、一部のコネクタについては、修理可能です。
- 機種名に(*)がつくのは CTO モデルです。
- 組み合わせについては、CTO Informationを御確認ください。

Les composants identifiés par une marque  sont critiques pour la sécurité.
Ne les remplacer que par une pièce portant le numéro spécifié.

△印の部品、または△印付きの点線で囲まれた部品は、安全性を維持するために重要な部品です。従って交換時は、必ず指定の部品を使用してください。



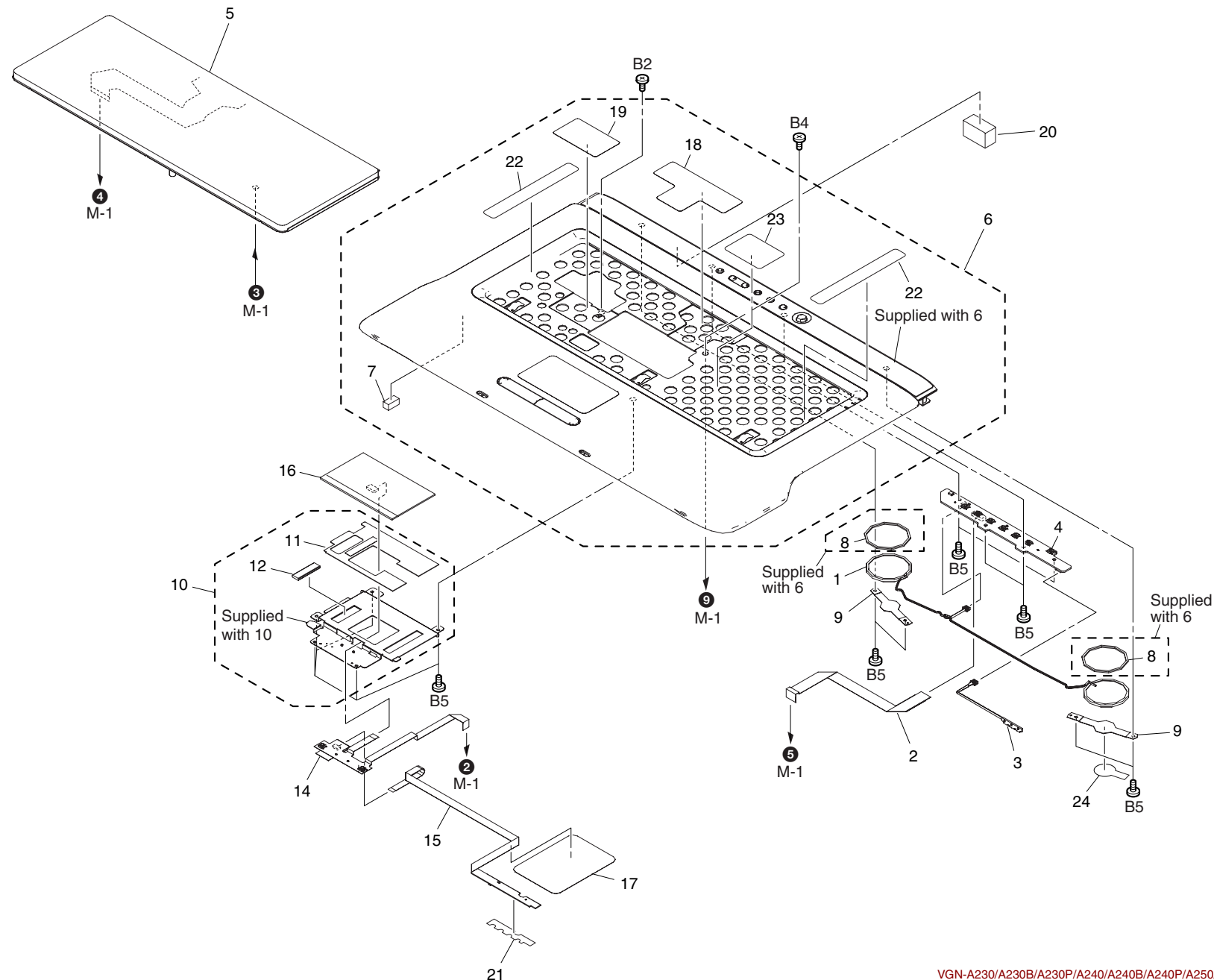
		Palmrest	Main Board	Bottom	Optical Drive	LCD	Accessories	Port Replicator
J								
AM	A230*	P-2	M-2	B-2	D-1	L-3,L-4	A-1	A-2 (U-PR)
	A230B*	P-2	M-2	B-2	D-1	L-3,L-4	A-1	A-2 (U-PR)
	A230P*	P-2	M-2	B-2	D-1	L-3,L-4	A-1	A-2 (U-PR)
	A240*	P-3	M-3	B-3	D-1	L-5	A-1	A-2 (U-PR)
	A240B*	P-3	M-3	B-3	D-1	L-5	A-1	A-2 (U-PR)
	A240P*	P-3	M-3	B-3	D-1	L-5	A-1	A-2 (U-PR)
	A250	P-3	M-3	B-3	D-1	L-5	A-1	
	A260	P-3	M-3	B-3	D-1	L-5	A-1	A-2 (U-PR)
	A270*	P-1	M-1	B-1	D-1	L-1,L-2	A-1	A-2 (U-PR)
	A270B*	P-1	M-1	B-1	D-1	L-1,L-2	A-1	A-2 (U-PR)
EU	A270P*	P-1	M-1	B-1	D-1	L-1,L-2	A-1	A-2 (U-PR)
	A290	P-1	M-1	B-1	D-1	L-1	A-1	A-2 (U-PR)
	A215M	P-3	M-3	B-3	D-1	L-5	A-1	
	A215Z	P-3	M-3	B-3	D-1	L-5	A-1	
	A217M	P-1	M-1	B-1	D-1	L-2	A-1	
AO	A295HP	P-3	M-3	B-3	D-1	L-5	A-1	
	A297XP	P-1	M-1	B-1	D-1	L-1	A-1	
	A29GP	P-3	M-3	B-3	D-1	L-5	A-1	
	A29SP	P-3	M-3	B-3	D-1	L-5	A-1	

* : CTO Model

Confidential

VGN-A230/A230B/A230P/A240/A240B/A240P/A250/A260/A270/A270B/A270P/A290 (AM)
VGN-A215M/A215Z/A217M/A295HP/A297XP (EU)
VGN-A29GP/A29SP (AO)

P-1. Palmrest (17-inch Model)



P-1. Palmrest (17-inch Model)

Ref.No.	Part No.	Description
1	A-1067-956-A	ASSY SPEAKER
2	A-1058-413-A	CABLE(20P), FLEXIBLE FLAT
3	A-1058-417-A	CABLE, KB LED
4	A-8068-824-A \$	COMPLETE PWB SWX-166
6	X-4626-655-2	SE1P PALMREST ASSY
7	4-682-423-01	SE1 SPONGE BT
8	2-159-644-01	SE1P SHEET SPEAKER RING
9	4-682-556-01	SE1P SPEAKER BRACKET
10	X-4626-657-1	SE1P TP BKT ASSY
11	4-682-560-01	TOUTCHPAD SHEET
12	2-103-688-01	SE1P TOUCHPAD GASKET
14	A-1058-427-A	PWB(12P),FLEXIBLE PRINT
15	A-1058-428-A	PWB(10P),FLEXIBLE PRINT
16	1-796-911-12	WIDE TOUCH PAD
17	2-103-691-01	SE1P BATT MASK MYLAR A
18	2-103-689-01	SE1P KEYBOARD BRACKET MYLAR A
19	2-103-690-01	SE1P KEYBOARD BRACKET MYLAR B
20	2-103-692-01	SE1P PALMREST GASKET
21	2-159-642-01	SE1P LED PORON
22	2-159-643-01	SE1P KEYBOARD SUPPORT MYLAR
23	2-159-977-01	SE1P KEYBOARD SUPPORT MYLAR B
24	2-548-305-01	SE1 MYLAR SPEAKER BKT
B2	4-672-836-21	SCREW, M2 SPECIAL HEAD,EG GRIP
B4	2-048-596-02	SCREW, +B EG GRIP
B5	4-672-836-11	SCREW, M2 SPECIAL HEAD,EG GRIP

Ref.No	Part No.	Description	AM				EU		
			A290	A270*	A270B*	A270P*	A297XP	A217M	
5	1-478-650-21	KEYBOARD UNIT (US)	●	●	●	●			
[MA]	1-478-640-11	KEYBOARD UNIT (GB)					●	●	
[MA]	1-478-640-21	KEYBOARD UNIT (DE)					●	●	
[MA]	1-478-640-31	KEYBOARD UNIT (CH)					●	●	
[MA]	1-478-640-41	KEYBOARD UNIT (FR)					●	●	
[MA]	1-478-640-51	KEYBOARD UNIT (IT)					●	●	
[MA]	1-478-640-61	KEYBOARD UNIT (ES)					●	●	
[MA]	1-478-640-71	KEYBOARD UNIT (SE)					●		
[MA]	1-478-640-81	KEYBOARD UNIT (PT)					●		

- This parts list contains two different types of parts.
The first type is the parts that are common to all models.
The other type is the parts that are different depending on each model.
- This model that is accompanied by asterisk (*) is the CTO model.

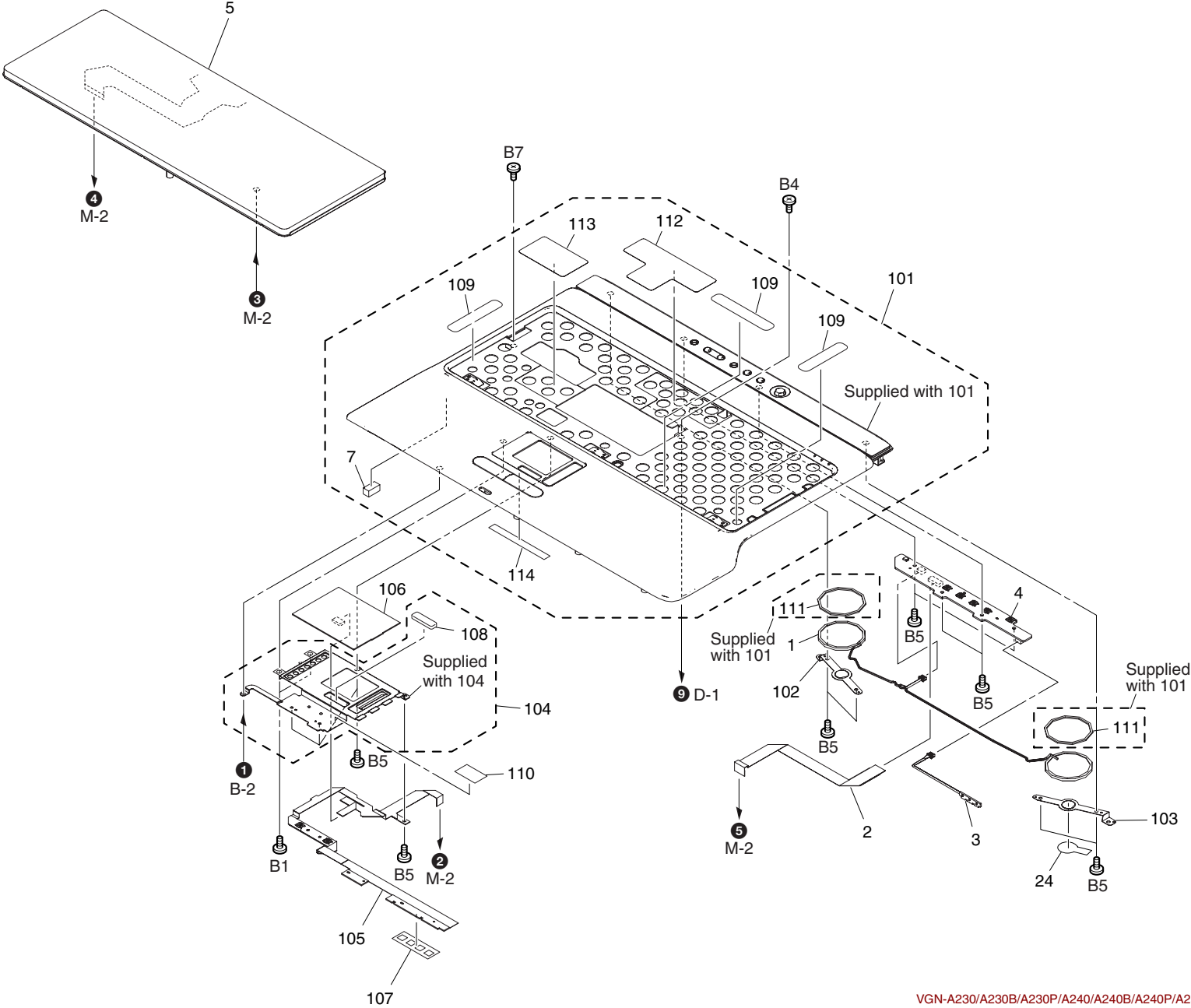
- この部品表は、機種共通の部品と、機種によって使い分けが必要な部品に分かれています。
- 機種名に(*)がつくのは CTO モデルです。

[MA] [MA] [MA] [MA] [MA]

Confidential

VGN-A230/A230B/A230P/A240/A240B/A240P/A250/A260/A270/A270B/A270P/A290 (AM)
VGN-A215M/A215Z/A217M/A295HP/A297XP (EU)
VGN-A29GP/A29SP (AO)

P-2. Palmrest (15-inch Model)



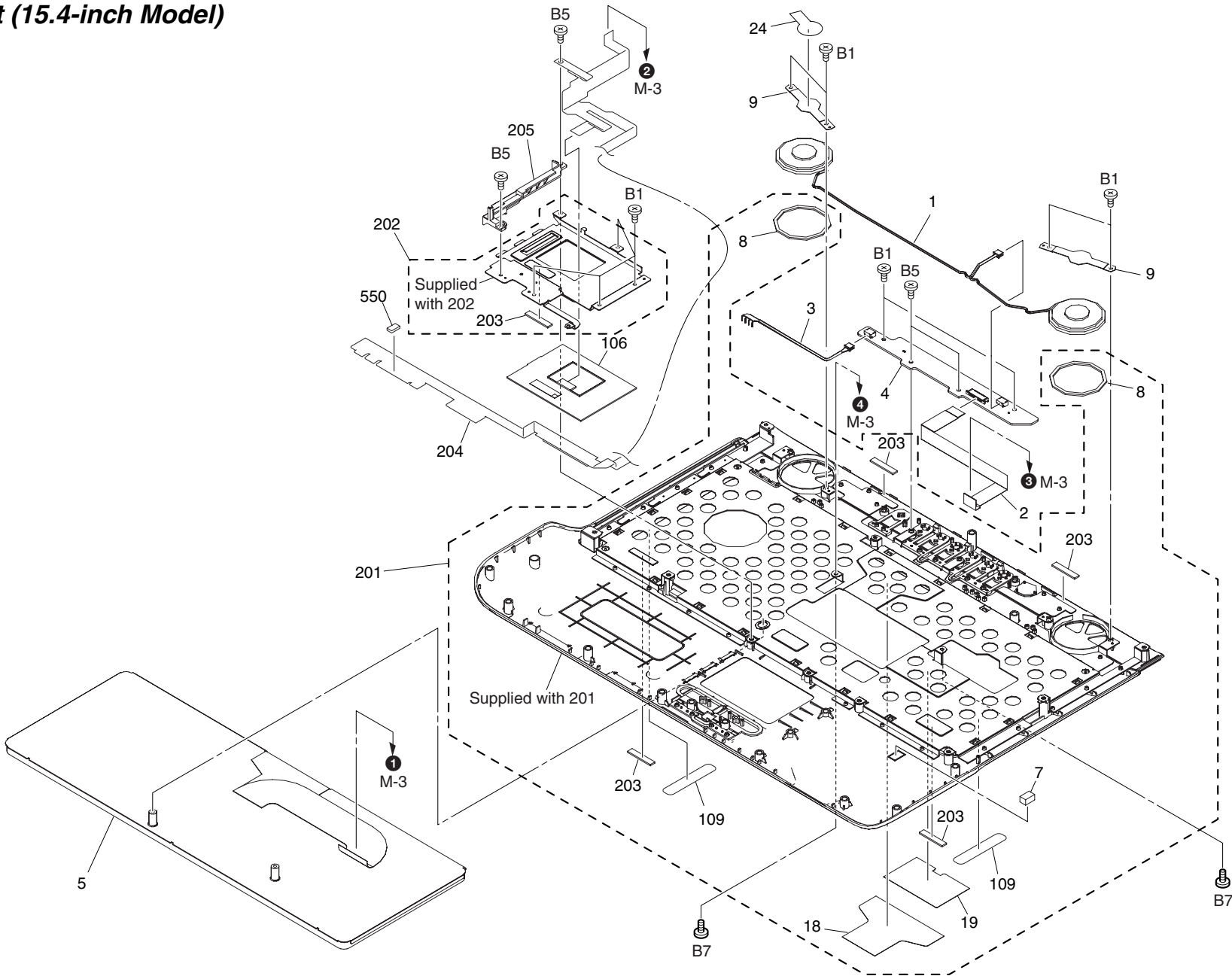
P-2. Palmrest (15-inch Model)

Ref.No.	Part No.	Description
1	A-1067-956-A	ASSY SPEAKER
2	A-1058-413-A	CABLE(20P), FLEXIBLE FLAT
3	A-1058-417-A	CABLE, KB LED
4	A-8068-824-A \$	COMPLETE PWB SWX-166
7	4-682-423-01	SE1 SPONGE BT
24	2-548-305-01	SE1 MYLAR SPEAKER BKT
101	X-4626-648-1	SE1 15S PALM SUB ASSY
102	4-682-425-01	SE1 BRACKET SPEAKER L
103	4-682-424-01	SE1 BRACKET SPEAKER R
104	X-4626-724-1	SE1 TOUCHPAD BRACKET ASSY
105	A-1058-423-A	PWB(12P),FLEXIBLE PRINT
106	1-796-319-72	PAD, TOUCH
107	2-103-455-01	SE1 TOUCHPAD FPC PORON
108	2-103-022-01	SE1 KEYBOARD BRACKET GASKET
109	2-159-976-01	SE1 MAYLAR KEYBOARD
110	2-159-786-01	SE1 MYLAR TOUCH-PAD FPC
111	4-682-941-01	SE1 RING GLUE
112	2-103-453-01	SE1 MYLAR KEYBOARD BRACKET U
113	2-103-454-01	SE1 MYLAR KEYBOARD BRACKET L
114	2-176-528-01	SE1 TOUCHPAD TAPE
B1	4-672-836-01	SCREW,M2 SPECIAL HEAD EG GRIP
B4	2-048-596-02	SCREW, +B EG GRIP
B5	4-672-836-11	SCREW, M2 SPECIAL HEAD,EG GRIP
B7	4-644-637-21	GRIP, M2 EG

		AM		
		A230*	A230B*	A230P*
Ref.No.	Part No.	Description		
5				
	1-478-650-21	KEYBOARD UNIT (US)	●	●

- This parts list contains two different types of parts.
The first type is the parts that are common to all models.
The other type is the parts that are different depending on each model.
- This model that is accompanied by asterisk (*) is the CTO model.
- この部品表は、機種共通の部品と、機種によって使い分けが必要な部品に分かれています。
- 機種名に(*)がつくのは CTO モデルです。

P-3. Palmrest (15.4-inch Model)



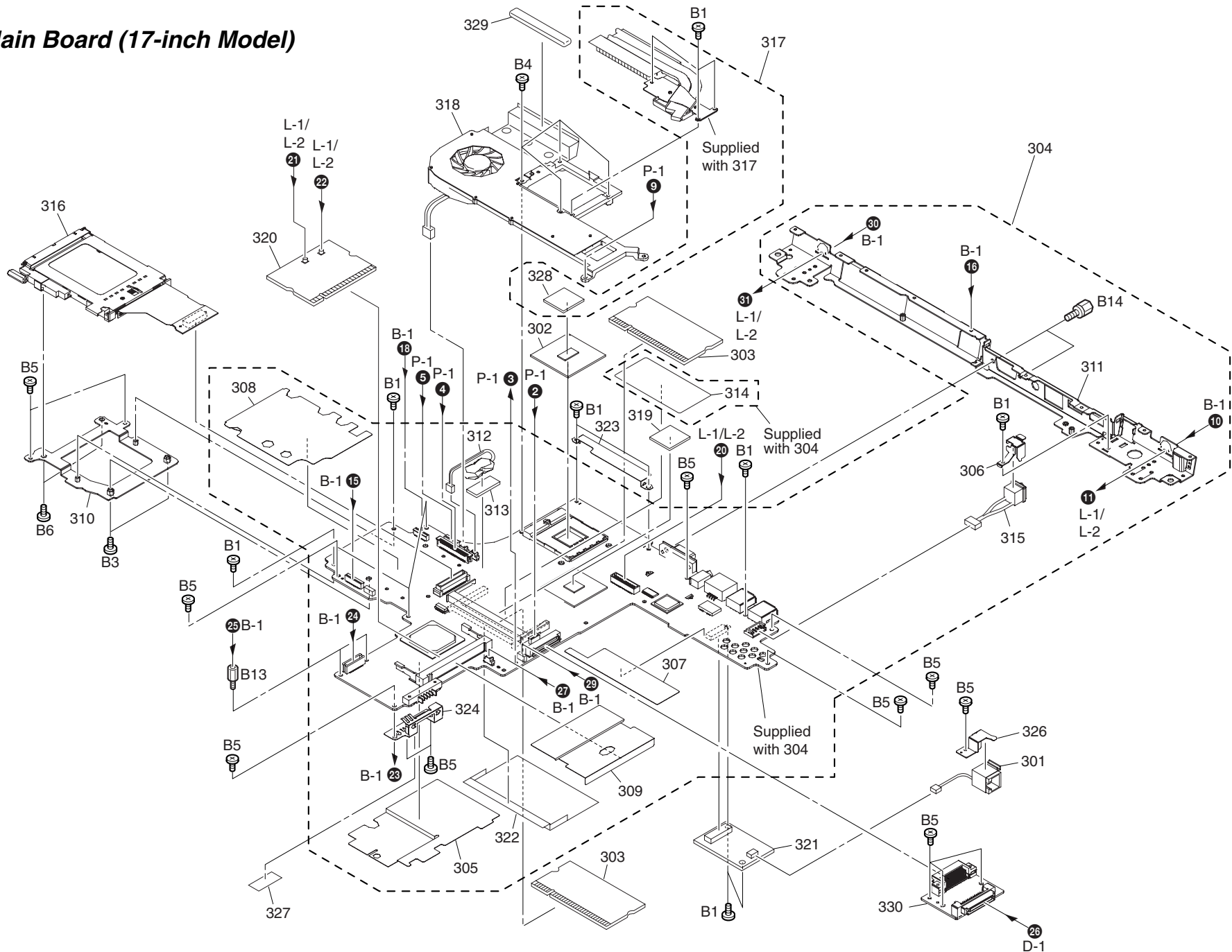
P-3. Palmrest (15.4-inch Model)

Ref.No.	Part No.	Description
1	A-1067-956-A	SE/SE+ SPEAKER SET
2	A-1058-413-A	CABLE(20P), FLEXIBLE FLAT
3	A-1058-417-A	CABLE, KB LED
4	A-8068-824-A \$	COMPLETE PWB SWX-166
7	4-682-423-01	SE1 SPONGE BT
8	2-159-644-01	SE1P SHEET SPEAKER RING
9	4-682-556-01	SE1P SPEAKER BRACKET
18	2-103-689-01	SE1P KEYBOARD BRACKET MYLAR A
19	2-103-690-01	SE1P KEYBOARD BRACKET MYLAR B
24	2-548-305-01	SE1 MYLAR SPEAKER BKT
106	1-796-319-72	PAD, TOUCH
109	2-159-976-01	SE1 MYLAR KEYBOARD
201	X-2021-746-1	SEM PALM SUB ASSY
202	X-2021-752-1	SEM TOUCHPAD BRACKET ASSY
203	4-676-956-01	GASKET T/P CONTACT
204	A-1067-142-A	TP(M), FLEXIBLE PRINT
205	2-050-875-01	SEM T/P HOOK
550	2-159-787-01	SE1 SPONGE LENS
B1	4-672-836-01	SCREW, M2 SPECIAL HEAD, EG GRIP
B5	4-672-836-11	SCREW, M2 SPECIAL HEAD, EG GRIP
B7	4-644-637-21	GRIP M2 EG

Ref.No.	Part No.	Description	AM					EU			AO		
			A260	A250	A240*	A240B*	A240P*	A295HP	A215M	A215Z	A29GP	A29SP	
5	1-478-650-21	KEYBOARD UNIT (US)	●	●	●	●	●				●		
	1-478-650-51	KEYBOARD UNIT (TH)										●	
	1-478-640-11	KEYBOARD UNIT (GB)						●	●	●			
	1-478-640-21	KEYBOARD UNIT (DE)						●	●	●			
	1-478-640-31	KEYBOARD UNIT (CH)						●	●				
	1-478-640-41	KEYBOARD UNIT (FR)						●	●				
	1-478-640-51	KEYBOARD UNIT (IT)						●	●	●			
	1-478-640-61	KEYBOARD UNIT (ES)						●	●				
	1-478-640-71	KEYBOARD UNIT (SE)						●					
	1-478-640-81	KEYBOARD UNIT (PT)						●					

- This parts list contains two different types of parts.
The first type is the parts that are common to all models.
The other type is the parts that are different depending on each model.
- This model that is accompanied by asterisk (*) is the CTO model.
- この部品表は、機種共通の部品と、機種によって使い分けが必要な部品に分かれています。
- 機種名に(*)がつくのは CTO モデルです。

M-1. Main Board (17-inch Model)



M-1. Main Board (17-inch Model)

Ref.No.	Part No.	Description
301	A-1058-426-A	CABLE, RJ11
304	A-1083-174-A \$ #	COMPLETE PWB MBX-110 SE+
305	4-682-945-01	SE1 2ND FAN MYLAR
306	X-2022-962-2	SE1 DC JACK HOLDER ASSY
307	4-682-478-01	SE1 ODD INSULATOR
308	4-682-942-01	SE1 PCMCIA MYLAR
309	4-682-475-01	SE1 SHEET MINI-PCI
310	4-682-569-01	SE1P CARD BOX BRACKET
311	X-4626-661-1	SE1P IO BRACKET ASSY
312	1-756-038-11	BATTERY,NICKEL HYDROGEN
313	4-642-711-11	SHEET (BATTERY), ADHESIVE
314	4-668-307-01	SHEET DIMM
315	A-1058-414-A	HARNESS,DC
316	A-1067-298-A	CONNECTOR(SE+),PC CARD
317	A-8119-893-A	SE1 FIN THERMAL MODULE
318	A-8119-892-A \$	SE1 THERMAL MODULE
319	2-103-694-01	SE1P VGA THERMAL PAD
321	1-761-606-14 #	CARD,MODEM
322	4-682-465-01	SE1 MYLAR DOOR DIMM
323	2-103-444-01	SE1 EMI SPRING FIN
324	X-2022-963-1	SE1 EMI SPRING BATT-1 ASSY
326	4-683-063-01	RJ11 BKT
327	2-176-527-01	2ND FAN MYLAR-1
328	2-103-452-01	CPU THERMAL PAD
329	2-103-693-01	SE1P THERMAL MODULE GASKET
330	A-8068-828-A	COMPLETE PWB CNX-256
B1	4-672-836-01	SCREW, M2 SPECIAL HEAD,EG GRIP
B3	4-672-834-41	SCREW, +B EG GRIP
B4	2-048-596-02	SCREW, +B EG GRIP
B5	4-672-836-11	SCREW, M2 SPECIAL HEAD,EG GRIP
B6	4-656-703-01	SCREW, M2
B13	2-103-443-01	SE1 HEX2-5+7
B14	4-635-966-01	SCREW(HEX)

			AM				EU		
			A290	A270*	A270B*	A270P*	A297XP	A217M	
Ref.No.	Part No.	Description							
△ [MA]	302	6-706-559-01 IC RH80536GC0412MSL7EM(P-M2.0)		●	●	●			
△ [MA]		6-600-306-01 IC RH80536GC0332MSL7EN(P-M1.8)		●	●	●	●		
		6-600-343-01 IC RH80536GC0292MSL7EP(P-M1.7)	●	●	●	●			
△ [MA]		6-600-355-01 IC RH80536GC0252MSL7EG(P-M1.6)		●	●	●			●
△ [MA]		6-600-368-01 IC RH80536GC0212MSL7GL(P-M 1.5)		●	●	●			
△ [MA]		6-706-572-01 IC RH80535NC017512SL6N6(Cel-M1.4)		●	●	●			
△ [MA]		6-707-262-01 IC RH80536NC0131M (Cel-M1.3)		●	●	●			
△ [MA]	303	6-706-244-01 IC EBD11UD8ADDA-6B(1GB)		●	●	●			
		6-706-337-01 IC M470L6524BT0-CB3(512MB)	●	●	●	●	●		
△ [MA]		6-707-051-01 IC MT8VDDT3264HDY-335F4(256MB)		●	●	●			●
	320	1-761-864-14 # WIRELESS LAN CARD	●	●	●	●			
△ [MA]		1-761-864-33 # WIRELESS LAN CARD					●	●	

- 1) The DIP switch setting, refer to page 4-35 "DIP switch".
- 2) The CPU THERMAL PAD (Ref.328) cannot be re-used if it is removed once.
When the FIN THERMAL MODULE (Ref.317) is removed, be sure to replace it with the new one.
- 3) When change the CPU (Ref.302), refer to "5-2 Replacing the CPU "in CHAPTER 5.

- 1) DIPスイッチの設定は、4-35 頁「DIP Switch」を参照してください。
- 2) CPU THERMAL PAD (Ref.328) は、一度取り外したものを再利用することはできません。
FIN THERMAL MODULE (Ref.317) をはずした場合には、必ず新しいものを交換してください。
- 3) CPU (Ref.302) を交換する際は、CHAPTER 5、「5-2 CPU の交換」を参照してください。

- This parts list contains two different types of parts.
The first type is the parts that are common to all models.
The other type is the parts that are different depending on each model.
- This model that is accompanied by asterisk (*) is the CTO model.

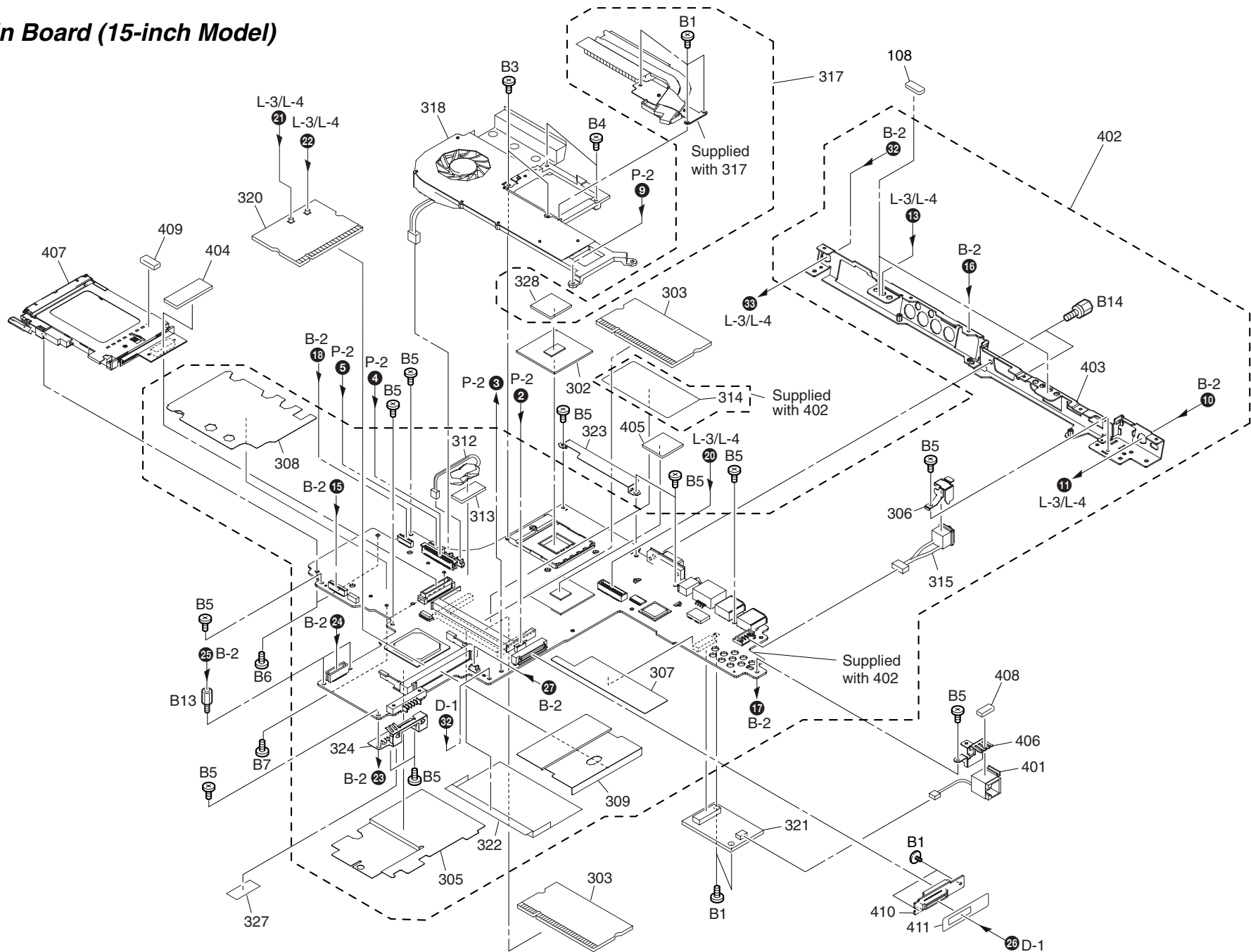
- この部品表は、機種共通の部品と、機種によって使い分けが必要な部品に分かれています。
- 機種名に(*)がつくのは CTO モデルです。

△ [MA] △ [MA] △ [MA] △ [MA] △ [MA]

Confidential

VGN-A230/A230B/A230P/A240/A240B/A240P/A250/A260/A270/A270B/A270P/A290 (AM)
VGN-A215M/A215Z/A217M/A295HP/A297XP (EU)
VGN-A29GP/A29SP (AO)

M-2. Main Board (15-inch Model)



M-2. Main Board (15-inch Model)

Ref.No.	Part No.	Description
108	2-103-022-01	KEYBOARD BRACKET GASKET
305	4-682-945-01	SE1 2ND FAN MYLAR
306	X-2022-962-2	SE1 DC JACK HOLDER ASSY
307	4-682-478-01	SE1 ODD INSULATOR
308	4-682-942-01	SE1 PCMCIA MYLAR
309	4-682-475-01	SE1 SHEET MINI-PCI
312	1-756-038-11	BATTERY,NICKEL HYDROGEN
313	4-642-711-11	SHEET (BATTERY), ADHESIVE
314	4-668-307-01	SHEET DIMM
315	A-1058-414-A	HARNESS,DC
317	A-8119-893-A	SE1 FIN THERMAL MODULE
318	A-8119-892-A \$	SE1 THERMAL MODULE
321	1-761-606-14 #	MODEM CARD
322	4-682-465-01	SE1 MYLAR DOOR DIMM
323	2-103-444-01	EMI SPRING FIN
324	X-2022-963-1	EMI SPRING BATT-1 ASSY
327	2-176-527-01	2ND FAN MYLAR-1
328	2-103-452-01	CPU THERMAL PAD
401	A-1058-422-A	CABLE, RJ11
402	A-1083-176-A \$ #	COMPLETE PWB MBX-110 SE2
403	X-4626-725-1	SE1 BRACKET I/O ASSY
404	4-682-943-01	SE1 CARDBUS CONN SPONGE
405	4-676-423-01	VGA THERMAL PAD
406	4-682-442-01	SE1 RJ11 BRACKET
407	A-1067-297-A	CONNECTOR(SE),PC CARD
408	2-103-446-01	SE1 GASKET RJ11
409	2-103-445-01	SE1 GASKET CARD BOX
410	A-8068-826-A	COMPLETE PWB CNX-246
411	4-682-950-01	SE1 ODD BOARD MYLAR
B1	4-672-836-01	SCREW, M2 SPECIAL HEAD,EG GRIP
B3	4-672-834-41	SCREW, +B EG GRIP
B4	2-048-596-02	SCREW, +B EG GRIP
B5	4-672-836-11	SCREW, M2 SPECIAL HEAD,EG GRIP
B6	4-656-703-01	SCREW, M2
B7	4-644-637-21	GRIP, M2 EG
B13	2-103-443-01	SE1 HEX2-5+7
B14	4-635-966-01	SCREW (HEX)

			AM		
			A230*	A230B*	A230P*
Ref.No.	Part No.	Description			
302	6-706-559-01	IC RH80536GC0412MSL7EM(P-M2.0)	●	●	●
	6-600-306-01	IC RH80536GC0332MSL7EN(P-M1.8)	●	●	●
	6-600-343-01	IC RH80536GC0292MSL7EP(P-M1.7)	●	●	●
	6-600-355-01	IC RH80536GC0252MSL7EG(P-M1.6)	●	●	●
	6-600-368-01	IC RH80536GC0212MSL7GL(P-M 1.5)	●	●	●
	6-706-572-01	IC RH80535NC017512SL6N6(Cel-M1.4)	●	●	●
	6-707-262-01	IC RH80536NC0131M (Cel-M1.3)	●	●	●
303	6-706-244-01	IC EBD11UD8ADDA-6B(1GB)	●	●	●
	6-706-337-01	IC M470L6524BT0-CB3(512MB)	●	●	●
	6-707-051-01	IC MT8VDDT3264HDY-335F4(256MB)	●	●	●
320	1-761-864-14 #	WIRELESS LAN CARD	●	●	●

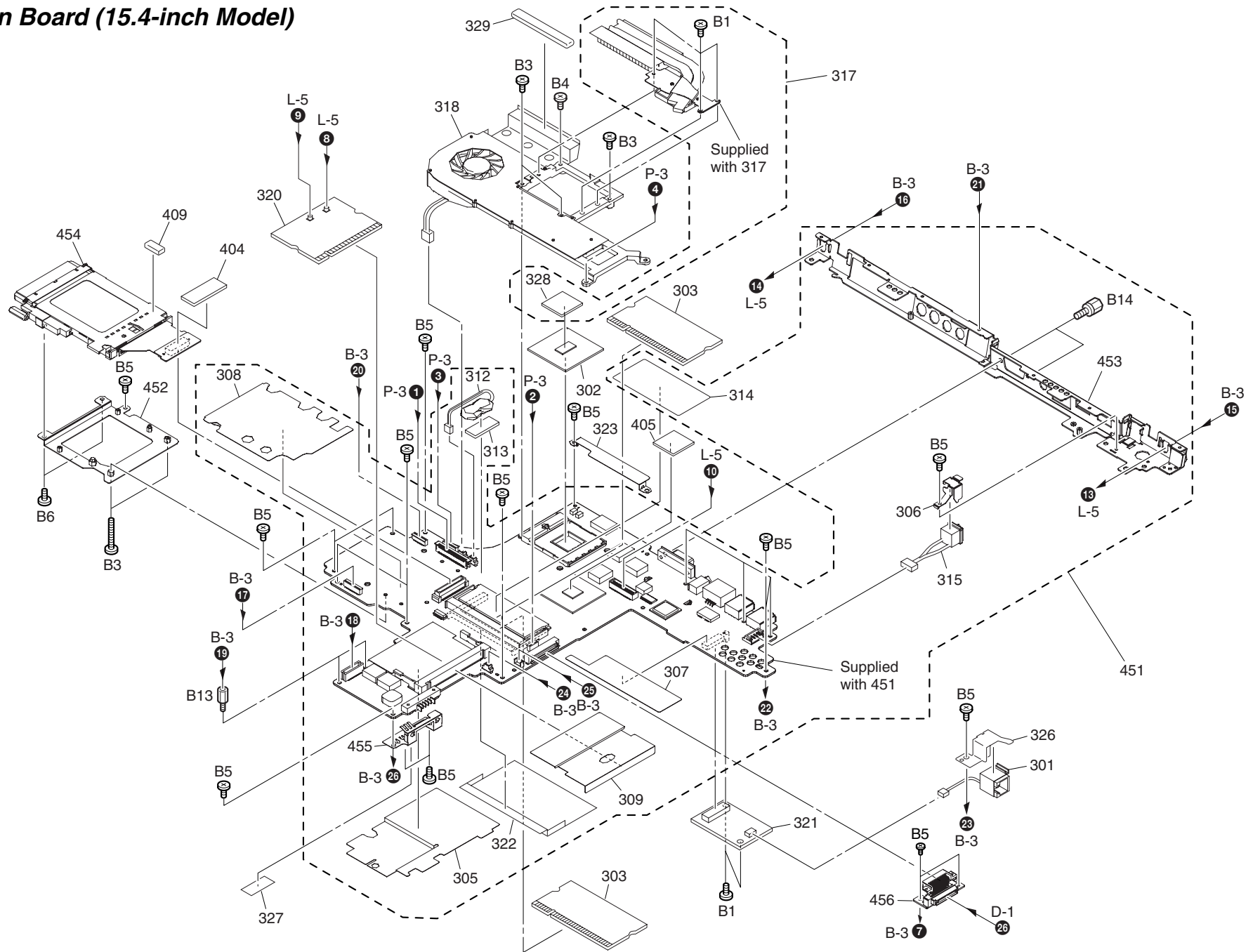
- 1) The DIP switch setting, refer to page 4-35 "DIP switch".
- 2) The CPU THERMAL PAD (Ref.328) cannot be re-used if it is removed once.
When the FIN THERMAL MODULE (Ref.317) is removed, be sure to replace it with the new one.
- 3) When change the CPU (Ref.302), refer to "5-2 Replacing the CPU "in CHAPTER 5.

- 1) DIP スイッチの設定は、4-35 頁「DIP Switch」を参照してください。
- 2) CPU THERMAL PAD (Ref.328) は、一度取り外したものを再利用することはできません。
FIN THERMAL MODULE (Ref.317) をはずした場合には、必ず新しいものを交換してください。
- 3) CPU (Ref.302) を交換する際は、CHAPTER 5、「5-2 CPU の交換」を参照してください。

- This parts list contains two different types of parts.
The first type is the parts that are common to all models.
The other type is the parts that are different depending on each model.
- This model that is accompanied by asterisk (*) is the CTO model.

- この部品表は、機種共通の部品と、機種によって使い分けが必要な部品に分かれています。
- 機種名に(*)がつくのは CTO モデルです。

M-3. Main Board (15.4-inch Model)



M-3. Main Board (15.4-inch Model)

Ref.No.	Part No.	Description
301	A-1058-426-A	CABLE, RJ11
305	4-682-945-01	SE1 2ND FAN MYLAR
306	X-2022-962-2	SE1 DC JACK HOLDER ASSY
307	4-682-478-01	SE1 ODD INSULATOR
308	4-682-942-01	SE1 PCMCIA MYLAR
309	4-682-475-01	SE1 SHEET MINI-PCI
312	1-756-038-11	BATTERY,NICKEL HYDROGEN
313	4-642-711-11	SHEET (BATTERY), ADHESIVE
314	4-668-307-01	SHEET DIMM
315	A-1058-414-A	HARNESS,DC
317	A-8119-893-A	SE1 FIN THERMAL MODULE
318	A-8119-892-A \$	SE1 THERMAL MODULE
321	1-761-606-14 #	CARD,MODEM
322	4-682-465-01	SE1 MYLAR DOOR DIMM
323	2-103-444-01	SE1 EMI SPRING FIN
326	4-683-063-01	RJ11 BKT
327	2-176-527-01	SE1 2ND FAN MYLAR-1
328	2-103-452-01	CPU THERMAL PAD
329	2-103-693-01	SE1P THERMAL MODULE GASKET
404	4-682-943-01	CARDBUS CONN ,SPONGE
405	4-676-423-01	VGA THERMAL PAD
409	2-103-445-01	SE1 GASKET CARD BOX
451	A-1083-175-A \$ #	COMPLETE PWB MBX-110 SE2M
452	2-050-884-01	SEM BRACKET CARD BOX
453	X-2021-754-1	SEM BRACKET I/O ASSY
454	A-1067-143-A	PC-CARD(M),FLEXIBLE PRINT
455	X-2023-152-1	SEM EMI SPRING BATT-1 ASSY
456	A-1067-139-A	COMPLETE PWB CNX-267
B1	4-672-836-01	SCREW, M2 SPECIAL HEAD,EG GRIP
B3	4-672-834-41	SCREW, +B EG GRIP
B4	2-048-596-02	SCREW, +B EG GRIP
B5	4-672-836-11	SCREW, M2 SPECIAL HEAD,EG GRIP
B6	4-656-703-01	SCREW, M2
B13	2-103-443-01	SE1 HEX2-5+7
B14	4-635-966-01	SCREW(HEX)

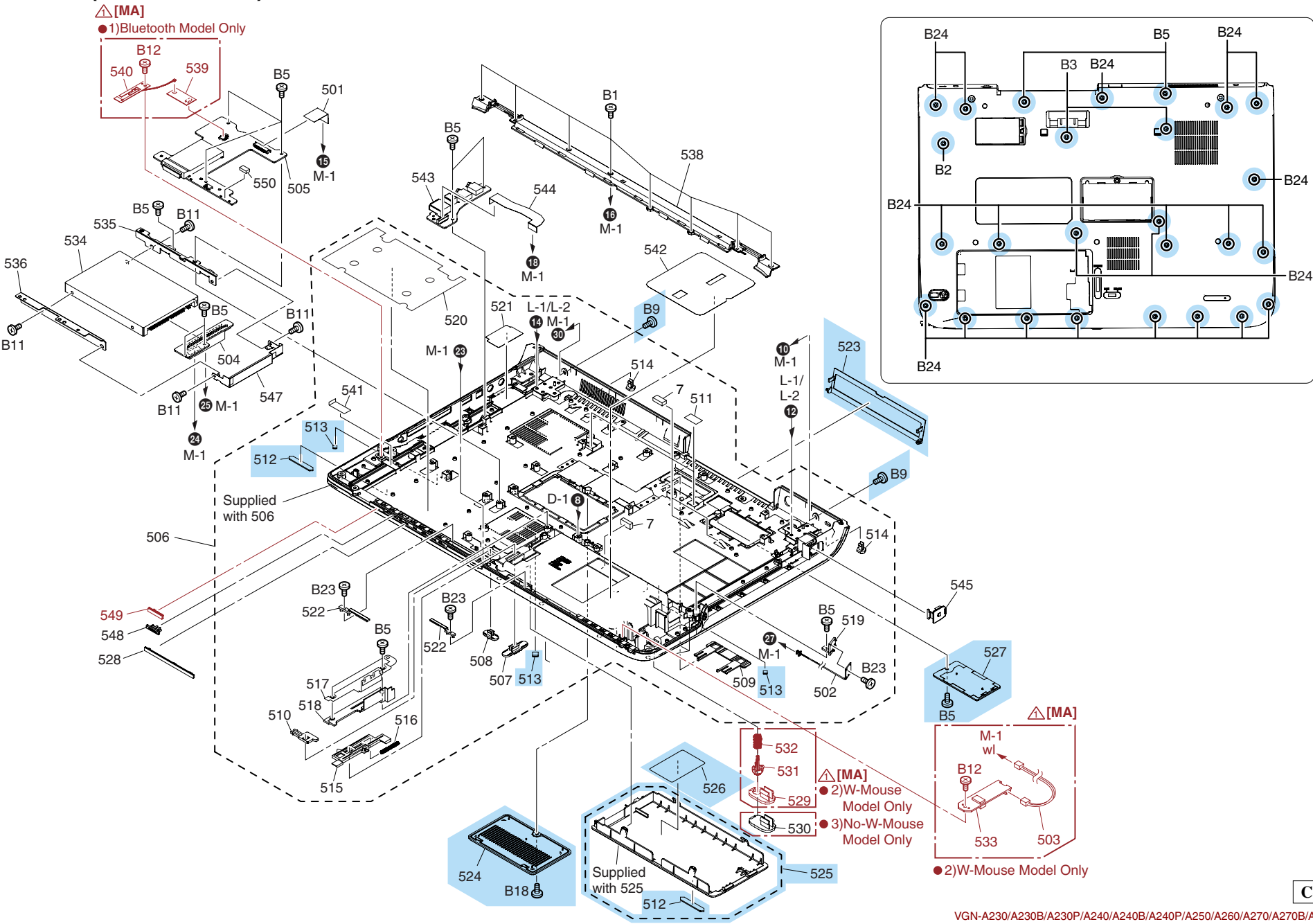
Ref.No	Part No.	Description	AM					EU			AO		
			A260	A250	A240*	A240B*	A240P*	A295HP	A215M	A215Z	A29GP	A29SP	
302	6-706-559-01	IC RH80536GC0412MSL7EM(P-M2.0)			●	●	●						
	6-600-306-01	IC RH80536GC0332MSL7EN(P-M1.8)			●	●	●						
	6-600-343-01	IC RH80536GC0292MSL7EP(P-M1.7)			●	●	●	●		●			
	6-600-355-01	IC RH80536GC0252MSL7EG(P-M1.6)	●	●	●	●	●		●		●	●	
	6-600-368-01	IC RH80536GC0212MSL7GL(P-M 1.5)			●	●	●						
	6-706-572-01	IC RH80535NC017512SL6N6(Cel-M1.4)			●	●	●						
	6-707-262-01	IC RH80536NC0131M (Cel-M1.3)			●	●	●						
303	6-706-244-01	IC EBD11UD8ADDA-6B(1GB)			●	●	●						
	6-706-337-01	IC M470L6524BT0-CB3(512MB)			●	●	●	●			●	●	
	6-707-051-01	IC MT8VDDT3264HDY-335F4(256MB)	●	●	●	●	●		●	●			
320	1-761-864-14 #	WIRELESS LAN CARD	●	●	●	●	●						
	1-761-864-33 #	WIRELESS LAN CARD						●	●	●	●	●	

- 1) The DIP switch setting, refer to page 4-35 "DIP switch".
- 2) The CPU THERMAL PAD (Ref.328) cannot be re-used if it is removed once.
When the FIN THERMAL MODULE (Ref.317) is removed, be sure to replace it with the new one.
- 3) When change the CPU (Ref.302), refer to "5-2 Replacing the CPU "in CHAPTER 5.

- 1) DIPスイッチの設定は、4-35 頁「DIP Switch」を参照してください。
- 2) CPU THERMAL PAD (Ref.328) は、一度取り外したものを再利用することはできません。
FIN THERMAL MODULE (Ref.317) をはずした場合には、必ず新しいものを交換してください。
- 3) CPU (Ref.302) を交換する際は、CHAPTER 5、「5-2 CPU の交換」を参照してください。

- This parts list contains two different types of parts.
The first type is the parts that are common to all models.
The other type is the parts that are different depending on each model.
- This model that is accompanied by asterisk (*) is the CTO model.
- この部品表は、機種共通の部品と、機種によって使い分けが必要な部品に分かれています。
- 機種名に(*)がつくのは CTO モデルです。

B-1. Bottom (17-inch Model)



Confidential

VGN-A230/A230B/A230P/A240/A240B/A240P/A250/A260/A270/A270B/A270P/A290 (AM)
VGN-A215M/A215Z/A217M/A295HP/A297XP (EU)
VGN-A29GP/A29SP (AO)

B-1. Bottom (17-inch Model)

Ref.No.	Part No.	Description
7	4-682-423-01	SE1 SPONGE BT
501	A-1058-406-A	CABLE(26P), FLEXIBLE FLAT
502	A-1058-416-A	CABLE, ODD EJECT
504	A-8068-827-A \$	COMPLETE PWB CNX-247
505	A-8068-830-A \$ #	COMPLETE PWB IFX-335
506	X-4626-658-2	SE1P BOTTOM ASSEY
507	4-682-454-01	SE1 15S BATT BUTTON
508	4-682-455-01	SE1 15S BATT BUTTON3
509	4-682-460-01	SE1 15S DOOR DOCK
510	4-682-457-01	SE1 BATT LOCK
511	4-683-040-01	SE1 DOCKING HOOK MYLAR
512	4-682-443-01	& SE1 FOOT FRONT
513	4-682-444-01	& SE1 FOOT FRONT CENTER
514	4-682-445-01	SE1 FOOT REAR
515	4-682-456-01	SE1 LATCH BATT
516	4-682-459-01	SE1 LATCH BATT SPRING
517	4-682-479-01	SE1 EMI SPRING BATT
518	4-682-458-02	SE1 LATCH LEVER
519	4-682-476-01	SE1 SW BRACKET
520	2-103-697-01	SE1P HDD MYLAR
521	2-103-698-01	SE1P INSULATION AUDIO BD
522	4-682-447-01	SE1 LCD LATCH DETECTOR
523	X-4626-721-1	& SE1 DOOR I/O ASSY
524	X-4626-653-1	& SE1 DIMM DOOR ASSY
525	X-4626-720-1	& SE1 BATTERY DOOR ASSY
526	2-025-132-01	& LABEL BATTERY
527	4-682-466-01	& SE1 15S DOOR MODEM
535	4-682-580-01	SE1P BRACKET HDD-L
536	4-682-581-01	SE1P BRACKET HDD-R
538	4-682-568-01	SE1P DISPLAY BASE
541	2-103-696-01	SE1P SHEET BLUETOOTH ANT
542	2-103-695-01	SE1P BATT MASK MYLAR B
543	A-8068-825-A \$	COMPLETE PWB CNX-245
544	A-1058-429-A	PWB(20P),FLEXIBLE PRINT
545	4-682-462-01	SE1 15S MODEM R
547	2-067-843-01	EMI SPRING HDD
550	2-159-787-01	SE1 SPONGE LENS
B1	4-672-836-01	SCREW, M2 SPECIAL HEAD,EG GRIP
B2	4-672-836-21	<&> SCREW, M2 SPECIAL HEAD,EG GRIP
B3	4-672-834-41	<&> SCREW, +B EG GRIP
B4	2-048-596-01	<&> SCREW, +B EG GRIP
B5	4-672-836-11	<&> SCREW, M2 SPECIAL HEAD,EG GRIP
B9	2-159-307-01	<&> SCREW, M2.6+B EG GRIP
B11	4-672-839-01	HEAD,M3 FLAT
B12	4-672-840-01	SCREW, M2 TAPPING,FLAT HEAD
B18	4-672-834-21	<&> SCREW, +B EG GRIP
B23	3-254-029-11	SCREW
B24	4-672-834-71	<&> SCREW,+B EG GRIP

			AM					EU		
			A290	A270*	A270B*	A270P*	A297XP	A217M		
Ref.No.	Part No.	Description								
503	A-1058-408-A	CABLE,WIRELESS MOUSE		●	●	●	●	●		
528	4-682-449-01	SE1 LENS PANEL CTO (W/WL,W/BT)		●	●	●	●	●		
	4-682-449-11	SE1 LENS PANEL CTO(W/WL,No-BT)	●							
529	4-683-065-01	SE1P BUTTON COVER RF(W/W-Mouse)		●	●	●	●		●	
530	4-683-066-01	SE1P PANEL RF CTO(No-W-Mouse)	●	●	●	●	●			
531	4-682-582-01	SE1P BUTTON RF(W/W-Mouse)		●	●	●	●		●	
532	4-682-583-01	SE1P SPRING RF KNOB(W/W-Mouse)		●	●	●	●		●	
533	1-796-949-11	USB RF MOUSE RECEIVER		●	●	●	●		●	
534	A-8067-943-A \$ #	ASSY HDD 80GB (I,40) (S)		●	●	●	●		●	
	A-1062-140-A \$ #	HDD_(80GB,HTS548080M9AT00)_(S)		●	●	●				
	A-1065-502-A \$ #	ASSY HDD 60GB(-21)(I,40)(S)		●	●	●				
	A-1083-188-A \$ #	HDD (MHU2100AT-100GB) (S)	●							
	A-1083-186-A \$ #	HDD(40GB,HTS424040)(S)		●	●	●				
539	1-805-554-11	BLUETOOTH MODULE		●	●	●	●		●	
540	A-1058-407-A	CABLE,BT ANTENNA		●	●	●	●		●	
548	4-682-446-01	SE1 SWICH W LAN(W/WL)	●	●	●	●	●		●	

- △ [MA] — 1) The parts of Ref.539 and Ref.540 are used in the BLUETOOTH installation models.
 2) Ref.503, 532 and Ref.533 are used only in the models supplied with the Wireless-Mouse.
- 1) Ref.539 と Ref.540 は、BLUETOOTH 搭載モデル用の部品です。
 2) Ref.503, 532, 533 は、Wireless-Mouse 付モデル用の部品です。

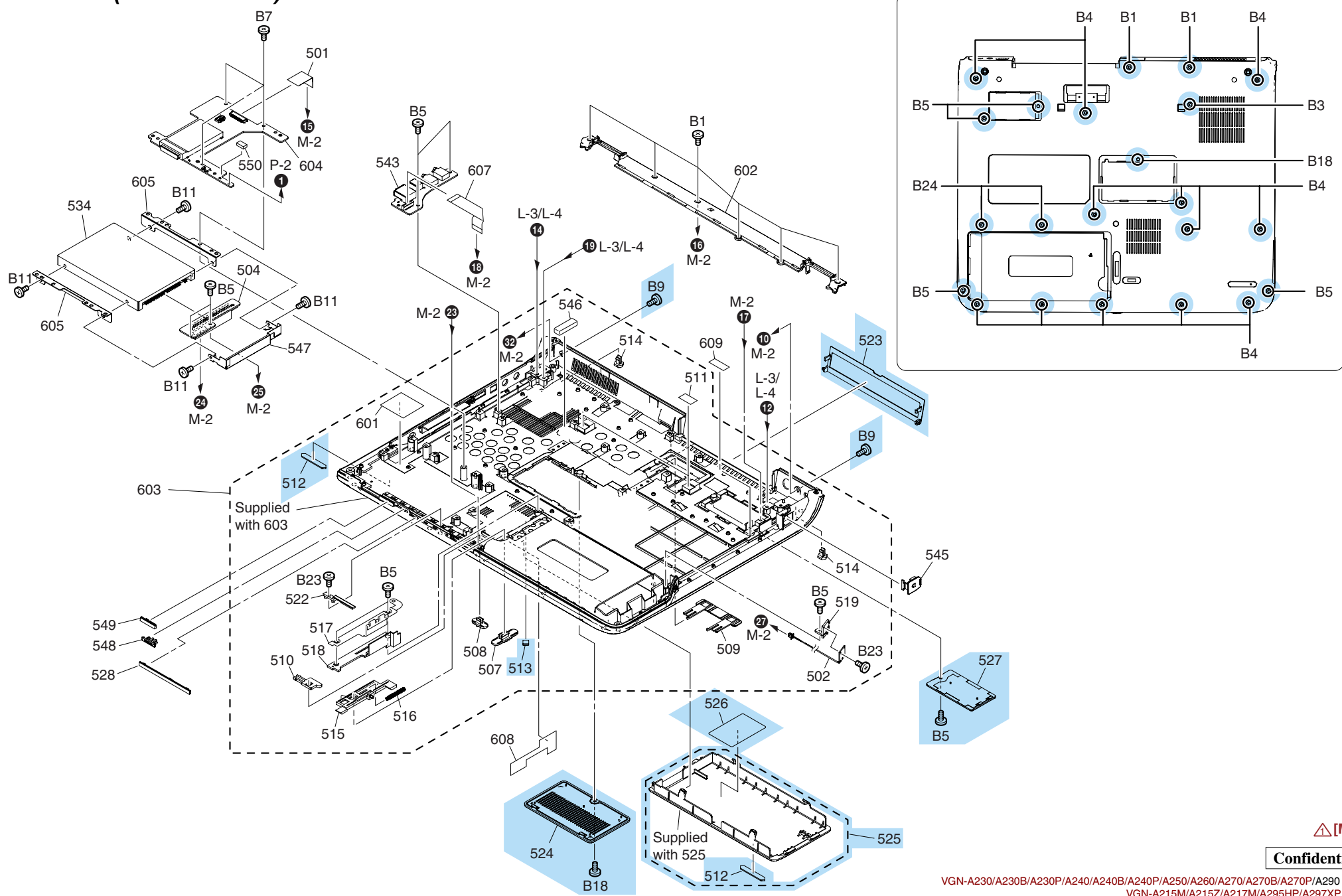
- This parts list contains two different types of parts.
The first type is the parts that are common to all models.
The other type is the parts that are different depending on each model.
- This model that is accompanied by asterisk (*) is the CTO model.
- この部品表は、機種共通の部品と、機種によって使い分けが必要な部品に分かれています。
- 機種名に(*)がつくのは CTO モデルです。

△ [MA] △ [MA] △ [MA] △ [MA] △ [MA]

Confidential

VGN-A230/A230B/A230P/A240/A240B/A240P/A250/A260/A270/A270B/A270P/A290 (AM)
 VGN-A215M/A215Z/A217M/A295HP/A297XP (EU)
 VGN-A29GP/A29SP (AO)

B-2. Bottom (15-inch Model)



B-2. Bottom (15-inch Model)

Ref.No.	Part No.	Description
501	A-1058-406-A	CABLE(26P), FLEXIBLE FLAT
502	A-1058-416-A	CABLE, ODD EJECT
504	A-8068-827-A \$	COMPLETE PWB CNX-247
507	4-682-454-01	SE1 15S BATT BUTTON
508	4-682-455-01	SE1 15S BATT BUTTON3
509	4-682-460-01	SE1 15S DOOR DOCK
510	4-682-457-01	SE1 BATT LOCK
511	4-683-040-01	SE1 DOCKING HOOK MYLAR
512	4-682-443-01 &	SE1 FOOT FRONT
513	4-682-444-01 &	SE1 FOOT FRONT CENTER
514	4-682-445-01	SE1 FOOT REAR
515	4-682-456-01	SE1 LATCH BATT
516	4-682-459-01	SE1 LATCH BATT SPRING
517	4-682-479-01	SE1 EMI SPRING BATT
518	4-682-458-02	SE1 LATCH LEVER
519	4-682-476-01	SE1 SW BRACKET
522	4-682-447-01	LCD LATCH DETECTOR
523	X-4626-721-1 &	SE1 DOOR I/O ASSY
524	X-4626-653-1 &	SE1 DIMM DOOR ASSY
525	X-4626-720-1 &	SE1 BATTERY DOOR ASSY
526	2-025-132-01 &	LABEL BATTERY
527	4-682-466-01 &	SE1 15S DOOR MODEM
543	A-8068-825-A	COMPLETE PWB CNX-245
545	4-682-462-01	MODEM R
546	2-103-447-01	THERMAL MODULE GASKET
547	2-067-843-01	EMI SPRING HDD
550	2-159-787-01	SE1 SPONGE LENS
601	2-024-791-01	SE1 HDD MYLAR
602	4-682-477-01	SE1 DISPLAY BASE
603	X-4626-650-2	SE1 BOTTOM CASE MODULE
604	A-8068-829-A \$ #	COMPLETE PWB IFX-324
605	4-682-418-01	SE1 BRACKET HDD
607	A-1058-424-A	PWB(20P), FLEXIBLE PRINT
608	2-159-785-01	SE1 BATTERY CONN MYLAR-1
609	4-672-493-01	COVER(SC)
B1	4-672-836-01	<&> SCREW, M2 SPECIAL HEAD,EG GRIP
B3	4-672-834-41	<&> SCREW, M2 SPECIAL HEAD
B4	2-048-596-02	<&> SCREW, +B EG GRIP
B5	4-672-836-11	<&> SCREW, M2 SPECIAL HEAD
B7	4-644-637-21	<&> GRIP, M2 EG
B9	2-159-307-01	<&> SCREW, M2.6+B EG GRIP
B11	4-672-839-01	HEAD,M3 FLAT
B18	4-672-834-21	<&> SCREW, +B EG GRIP
B23	3-254-029-11	SCREW
B24	4-672-834-71	<&> SCREW,+B EG GRIP

			AM		
			A230*	A230B*	A230P*
Ref.No.	Part No.	Description			
528	4-682-449-11	SE1 LENS PANEL CTO(W/WL,No-BT)	●	●	●
	4-682-449-21	SE1 LENS PANEL CTO(No-WL,No-BT)	●	●	●
534	A-1062-140-A \$ #	HDD (80GB,HTS548080M9AT00)_(S)	●	●	●
	A-8067-943-A \$ #	ASSY HDD 80GB (I,40) (S)	●	●	●
	A-1065-502-A \$ #	ASSY HDD 60GB(-21)(I,40)(S)	●	●	●
	A-1083-188-A \$ #	HDD (MHU2100AT-100GB) (S)	●	●	●
	A-1083-186-A \$ #	HDD(40GB,HTS424040)(S)	●	●	●
548	4-682-446-01	SE1 SWITCH W LAN(W/WL)	●	●	●
549	4-682-448-01	SE1 ESCUSHION RECESS F(No-WL)	●	●	●

- This parts list contains two different types of parts.
The first type is the parts that are common to all models.
The other type is the parts that are different depending on each model.
- This model that is accompanied by asterisk (*) is the CTO model.

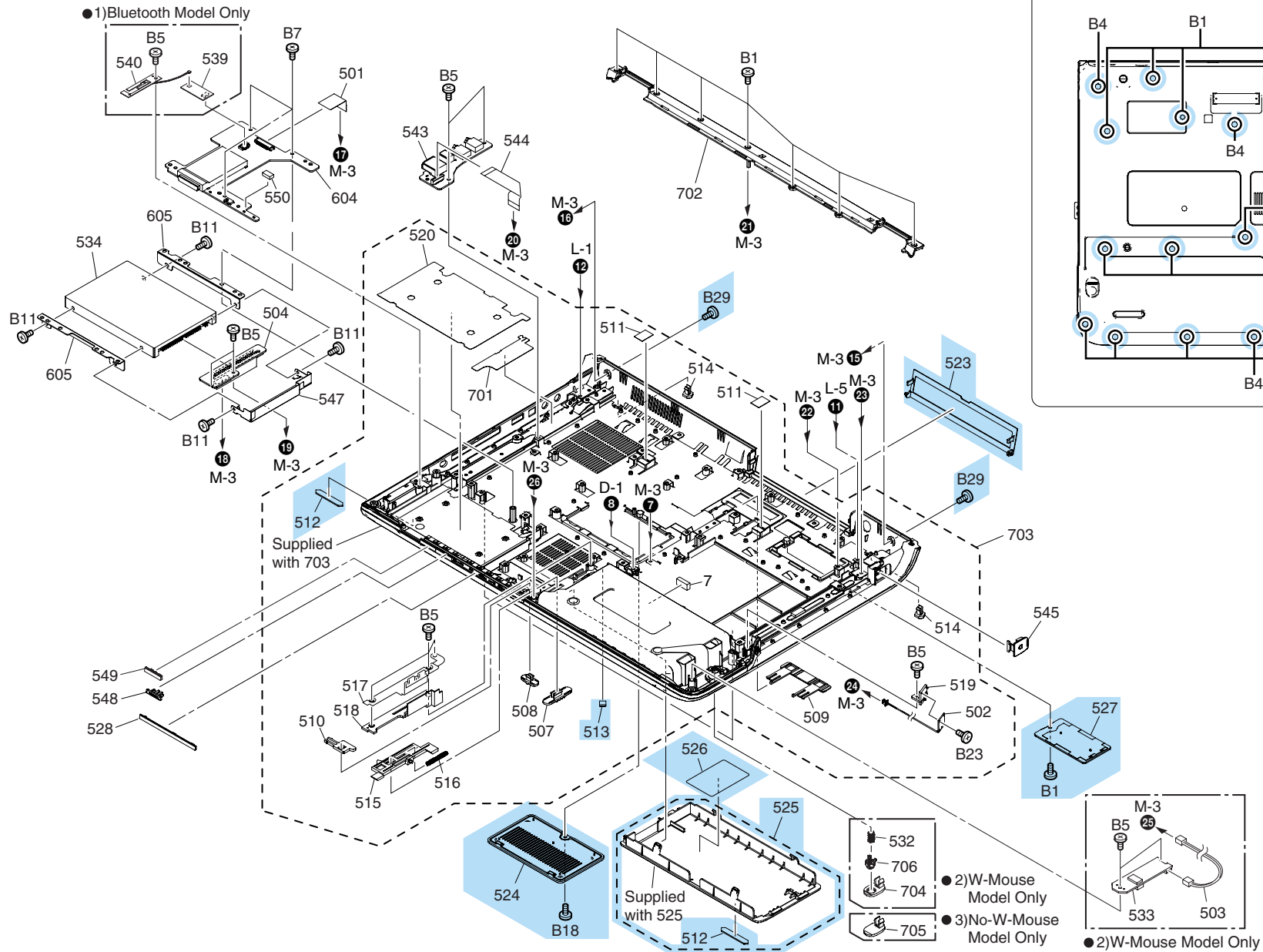
- この部品表は、機種共通の部品と、機種によって使い分けが必要な部品に分かれています。
- 機種名に(*)がつくのは CTO モデルです。

△ [MA]

Confidential

VGN-A230/A230B/A230P/A240/A240B/A240P/A250/A260/A270/A270B/A270P/A290 (AM)
VGN-A215M/A215Z/A217M/A295HP/A297XP (EU)
VGN-A29GP/A29SP (AO)

B-3. Bottom (15.4-inch Model)



△[MA]

Confidential

VGN-A230/A230B/A230P/A240/A240B/A240P/A250/A260/A270/A270B/A270P/A290 (AM)
VGN-A215M/A215Z/A217M/A295HP/A297XP (EU)
VGN-A29GP/A29SP (AO)

B-3. Bottom (15.4-inch Model)

Ref.No.	Part No.	Description
7	4-682-423-01	SE1 SPONGE BT
501	A-1058-406-A	CABLE(26P), FLEXIBLE FLAT
502	A-1058-416-A	CABLE, ODD EJECT
504	A-8068-827-A \$	COMPLETE PWB CNX-247
507	4-682-454-01	SE1 15S BATT BUTTON
508	4-682-455-01	SE1 15S BATT BUTTON3
509	4-682-460-01	SE1 15S DOOR DOCK
510	4-682-457-01	SE1 BATT LOCK
511	4-683-040-01	SE1 DOCKING HOOK MYLAR
512	4-682-443-01	& SE1 FOOT FRONT
513	4-682-444-01	& SE1 FOOT FRONT CENTER
514	4-682-445-01	SE1 FOOT REAR
515	4-682-456-01	SE1 LATCH BATT
516	4-682-459-01	SE1 LATCH BATT SPRING
517	4-682-479-01	SE1 EMI SPRING BATT
518	4-682-458-02	SE1 LATCH LEVER
519	4-682-476-01	SE1 SW BRACKET
520	2-103-697-01	SE1P HDD MYLAR
523	X-4626-721-1	& SE1 DOOR I/O ASSY
524	X-4626-653-1	& SE1 DIMM DOOR ASSY
525	X-4626-720-1	& SE1 BATTERY DOOR ASSY
526	2-025-132-01	& LABEL BATTERY
527	4-682-466-01	& SE1 15S DOOR MODEM
543	A-8068-825-A \$	COMPLETE PWB CNX-245
544	A-1058-429-A	PWB(20P),FLEXIBLE PRINT
545	4-682-462-01	SE1 15S MODEM R
547	2-067-843-01	EMI SPRING HDD
550	2-159-787-01	SE1 SPONGE LENS
604	A-8068-829-A \$ #	COMPLETE PWB IFX-324
605	4-682-418-01	SE1 BRACKET HDD
701	2-050-888-01	SEM SHEET AUDIO BD
702	2-050-865-01	SEM DISPLAY BASE
703	X-2021-745-1	SEM BOTTOM CASE ASSY
B1	4-672-836-01	<&> SCREW, M2 SPECIAL HEAD,EG GRIP
B3	4-672-834-41	<&> SCREW, +B EG GRIP
B4	2-048-596-02	<&> SCREW, +B EG GRIP
B5	4-672-836-11	<&> SCREW, M2 SPECIAL HEAD,EG GRIP
B7	4-644-637-21	<&> GRIP, M2 EG
B29	4-672-835-01	<&> SCREW, M2.6+B EG GRIP
B11	4-672-839-01	HEAD,M3 FLAT
B18	4-672-834-21	<&> SCREW, +B EG GRIP
B23	3-254-029-11	SCREW
B24	4-672-834-71	<&> SCREW,+B EG GRIP

Ref.No.	Part No.	Description	AM					EU			AO		
			A260	A250	A240*	A240B*	A240P*	A295HP	A215M	A215Z	A29GP	A29SP	
503	A-1058-408-A	CABLE,WIRELESS MOUSE			●	●	●		●	●			
528	4-682-449-01	SE1 LENS PANEL CTO (W/WL,W/BT)		●	●	●	●				●	●	
	4-682-449-11	SE1 LENS PANEL CTO(W/WL,No-BT)		●	●	●	●				●	●	
	4-682-449-21	SE1 LENS PANEL CTO(No-WL,No-BT)			●	●	●						
704	2-050-871-01	SEM BUTTON COVER RF(W/W-Mouse)			●	●	●						
705	2-050-872-01	SEM PANEL RF CTO(No-W-Mouse)	●	●	●	●	●	●	●	●	●	●	
706	2-050-873-01	SEM BUTTON RF(W/W-Mouse)			●	●	●						
532	4-682-583-01	SE1P SPRING RF KNOB(W/W-Mouse)			●	●	●						
533	1-796-949-11	USB RF MOUSE RECEIVER			●	●	●						
534	A-8067-943-A \$ #	ASSY HDD 80GB (I.40) (S)	●	●	●	●	●						
	A-1062-140-A \$ #	HDD (80GB,HTS548080M9AT00) (S)			●	●	●						
	A-1065-272-A \$ #	HDD (MK6025GAS-60GB) (S)									●	●	
	A-1065-502-A \$ #	ASSY HDD 60GB(-21)(I.40)(S)			●	●	●	●	●	●			
	A-1083-188-A \$ #	HDD (MHU2100AT-100GB) (S)			●	●	●						
	A-1083-186-A \$ #	HDD(40GB,HTS424040)(S)			●	●	●						
539	1-805-554-11	BLUETOOTH MODULE						●		●			
540	A-1058-407-A	CABLE,BT ANTENNA						●		●			
548	4-682-446-01	SE1 SWICH W LAN(W/WL)	●	●	●	●	●	●	●	●	●	●	
549	4-682-448-01	SE1 ESCUSHION RECESS F(No-WL)			●	●	●						

- 1) The parts of Ref.539 and Ref.540 are used in the BLUETOOTH installation models.
 2) Ref.503, 704, 706, 532 and Ref.533 are used only in the models supplied with the Wireless-Mouse.

- 1) Ref.539 と Ref.540 は、BLUETOOTH 搭載モデル用の部品です。
 2) Ref.503, 704, 706, 532, 533 は、Wireless-Mouse 付モデル用の部品です。

- This parts list contains two different types of parts.
 The first type is the parts that are common to all models.
 The other type is the parts that are different depending on each model.
- This model that is accompanied by asterisk (*) is the CTO model.
- この部品表は、機種共通の部品と、機種によって使い分けが必要な部品に分かれています。
- 機種名に(*)がつくのは CTO モデルです。

D-1. Optical Drive

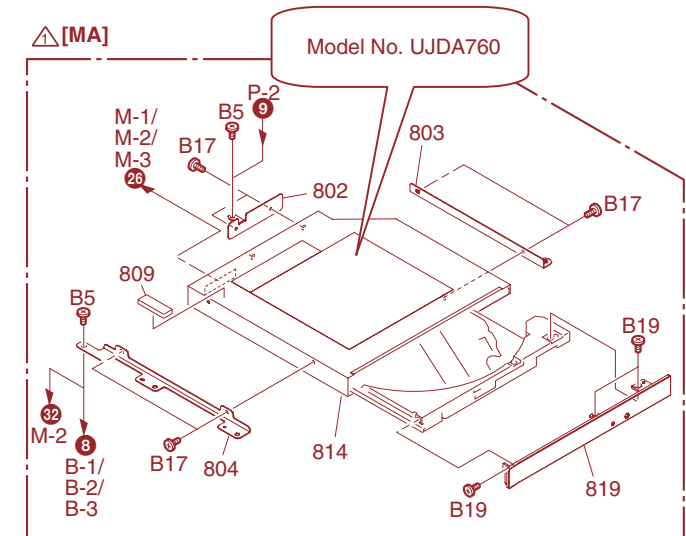
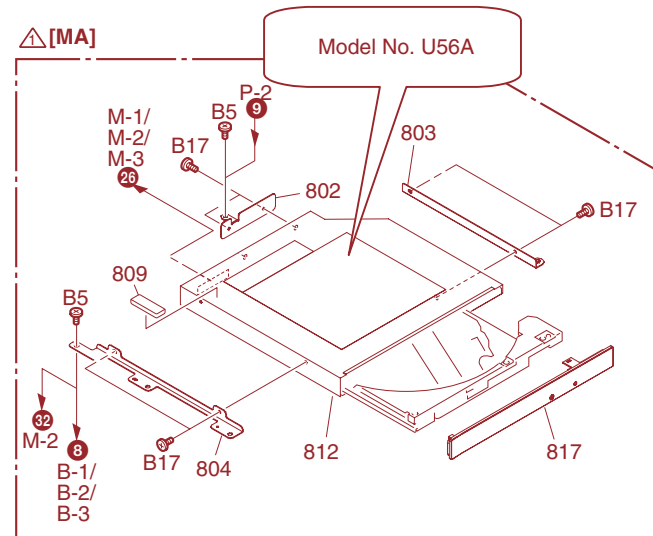
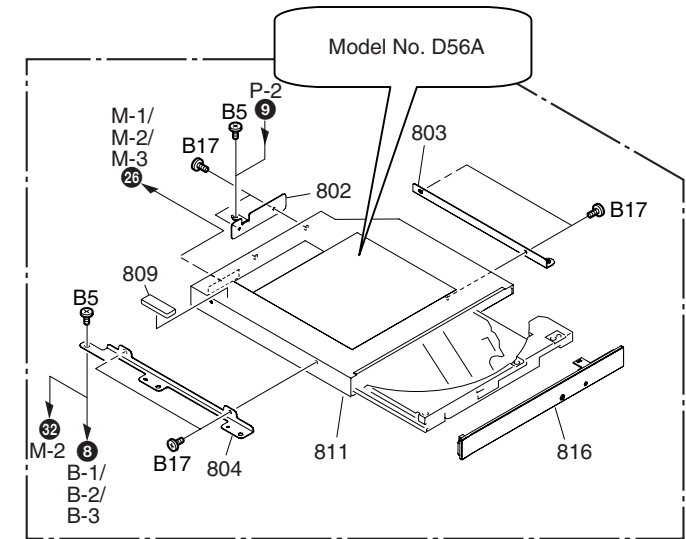
How to Use Parts Differently.

This series of product uses the five different types of the optical drive.

When replacing the optical drive, check the indication label of it, and use the same type of the optical drive.

Each optical drive has different types of the bezel.

For the how to identify the type of drive and the combination of the Bezel, refer to the details below.



Confidential

VGN-A230/A230B/A230P/A240/A240B/A240P/A250/A260/A270/A270B/A270P/A290 (AM)
VGN-A215M/A215Z/A217M/A295HP/A297XP (EU)
VGN-A29GP/A29SP (AO)

D-1. Optical Drive

Ref.No.	Part No.	Description											AM										EU				AO									
802	4-682-408-01	SE1 CD BRACKET BACK																																		
803	4-682-406-01	SE1 CD BRACKET L																																		
804	4-682-407-01	SE1 CD BRACKET R																																		
809	2-102-385-01	SE1 GASKET ODD																																		
		Ref.No. Part No. Description																																		
		811 8-457-597-10 \$ # DRIVE DVD DW-D56A-VN																																		
B5	4-672-836-11	SCREW, M2 SPECIAL HEAD	⚠ [MA]																																	
		812 8-457-602-10 \$ # DRIVE DVD DW-U56A-VN	⚠ [MA]																																	
B17	4-671-538-01	SCREW(M2x4), SPECIAL HEAD	⚠ [MA]																																	
		814 1-797-053-11 \$ # COMBO DRIVE(UJDA760)	⚠ [MA]																																	
		816 X-2024-036-1 SE2 CD DW-D56A BEZEL ASSY	⚠ [MA]																																	
		817 X-2024-393-1 SE2 CD DW-U54A BEZEL ASSY	⚠ [MA]																																	
		819 X-2024-057-1 SE2 UJDA-760 BEZEL ASSY	⚠ [MA]																																	
		B19 4-645-177-01 SCREW(M1.7x3.5)	⚠ [MA]																																	



- This parts list contains two different types of parts.
The first type is the parts that are common to all models.
The other type is the parts that are different depending on each model.
- This model that is accompanied by asterisk (*) is the CTO model.
- この部品表は、機種共通の部品と、機種によって使い分けが必要な部品に分かれています。
- 機種名に(*)がつくのは CTO モデルです。

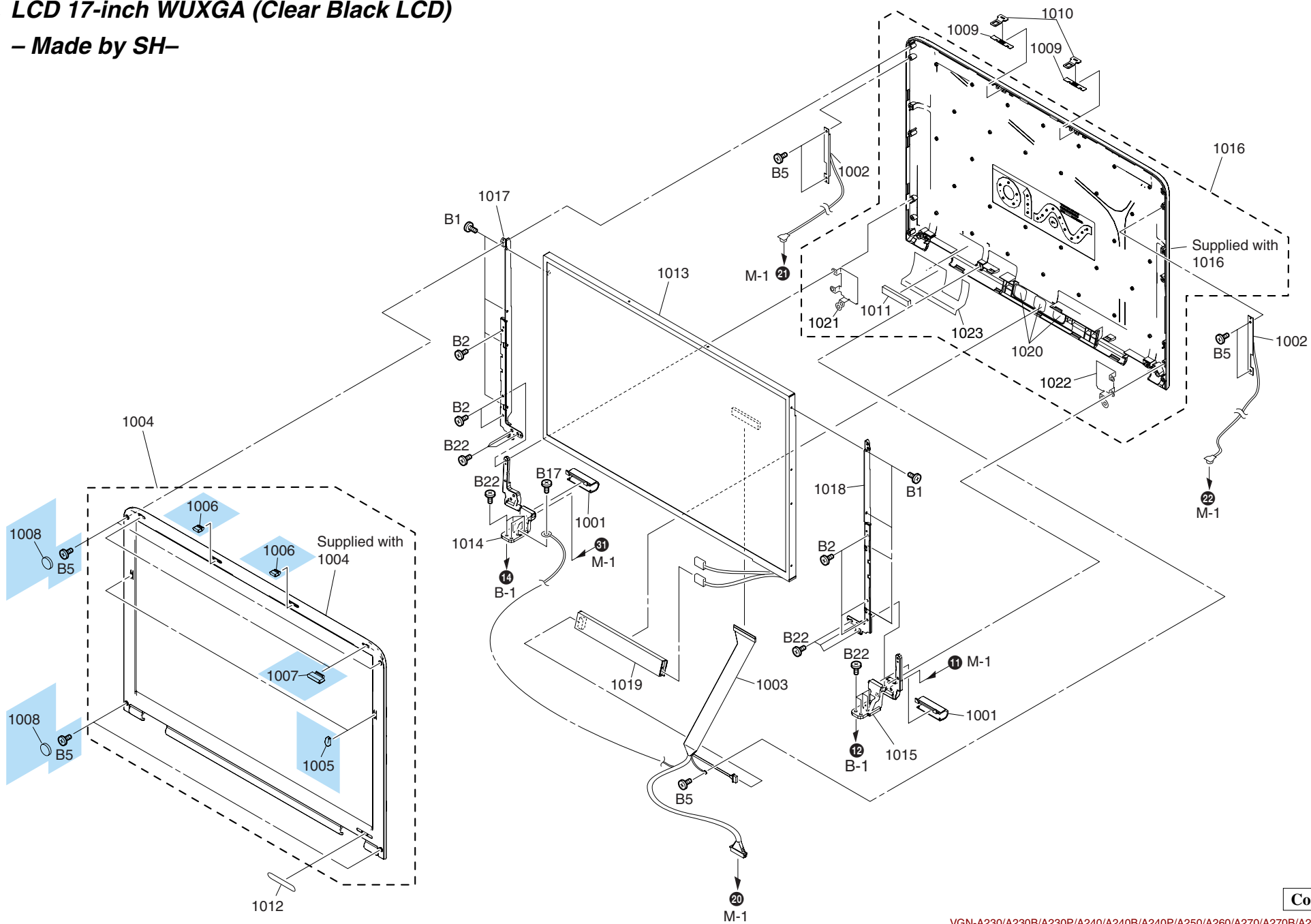


Confidential

VGN-A230/A230B/A230P/A240/A240B/A240P/A250/A260/A270/A270B/A270P/A290 (AM)
VGN-A215M/A215Z/A217M/A295HP/A297XP (EU)
VGN-A29GP/A29SP (AO)

L-1. LCD 17-inch WUXGA (Clear Black LCD)

– Made by SH–



Confidential

VGN-A230/A230B/A230P/A240/A240B/A240P/A250/A260/A270/A270B/A270P/A290 (AM)
VGN-A215M/A215Z/A217M/A295HP/A297XP (EU)
VGN-A29GP/A29SP (AO)

L-1. LCD 17-inch WUXGA (Clear Black LCD)
– Made by SH–

<u>Ref.No.</u>	<u>Part No.</u>	<u>Description</u>
1001	4-682-380-01	SE1 COVER HINGE
1003	A-8119-991-A	HARNESS, LCD FOR 17WUXGA
1004	X-4626-664-1	SE1P BEZEL DISPLAY 17 ASM
1005	4-682-397-01	& SE1 CUSHION LCD SIDE
1006	4-682-396-01	& SE1 CUSHION LATCH
1007	4-682-395-01	& SE1 CUSHION LCD
1008	4-682-398-01	& SE1 COVER SCREW
1009	4-682-388-01	SE1 HOOK PLATE LCD 2
1010	4-682-390-02	HOOK LCD 15
1011	2-024-790-01	SE1 GASKET AU LVDS DISPLAY
1013	A-1062-138-A \$ #	LCD_UNIT_(2CFL-17WUXGA)(S)
1014	4-682-578-01	SE1P HINGE L AMS
1015	4-682-577-01	SE1P HINGE R AMS
1016	X-4626-663-1	SE1P HOUSING DISPLAY 17 2 ASM
1017	4-682-576-01	SE1P LCD BRACKET L
1018	4-682-575-01	SE1P LCD BRACKET R
1019	1-478-629-11	INVERTER UNIT(2CFL-17W)
1020	2-159-645-01	SE1P INVERTER ADHESIVE
1021	2-190-716-01	SE1P HOUSING AL L
1022	2-190-717-01	SE1P HOUSING AL R
1023	2-190-718-01	SE1P HOUSING AL BTM
B1	4-672-836-01	SCREW, M2 SPECIAL HEAD,EG GRIP
B2	4-672-836-21	SCREW, M2 SPECIAL HEAD,EG GRIP
B5	4-672-836-11	<&> SCREW, M2 SPECIAL HEAD,EG GRIP
B17	4-671-538-01	SCREW(M2x4), SPECIAL HEAD
B22	2-108-227-01	SPECIAL FLAT HEAD

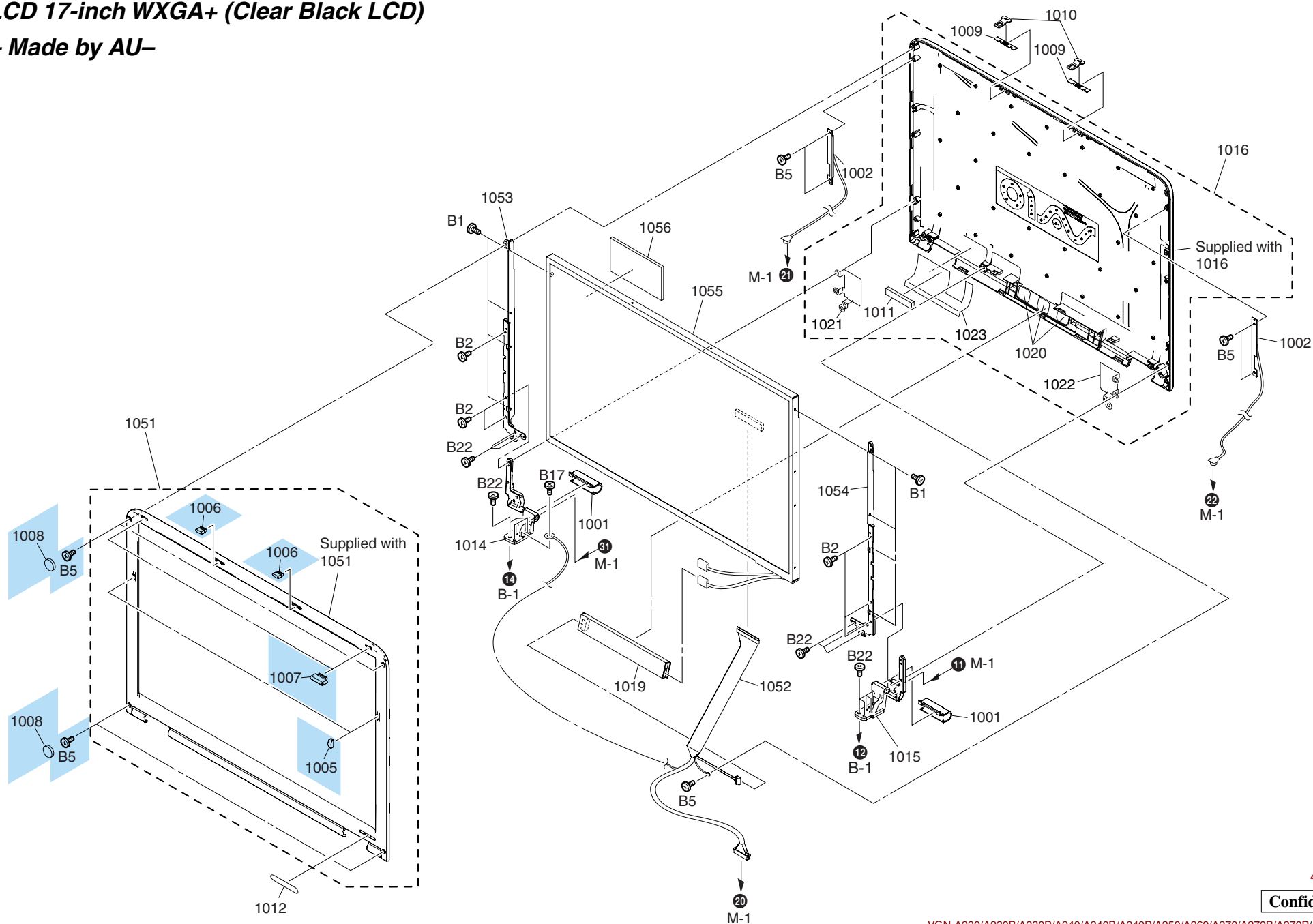
			AM					EU
				A290	A270*	A270B*	A270P*	A297XP
Ref.No.	Part No.	Description						
	1002	A-1058-425-A			●	●	●	●
	1012	2-320-133-01						
		2-320-341-01			●			●
	2-320-353-01	LABEL ID (UCTO)					●	
	2-320-353-11	LABEL ID (UCTO)			●			
	2-320-353-21	LABEL ID (UCTO)				●		

- This parts list contains two different types of parts.
The first type is the parts that are common to all models.
The other type is the parts that are different depending on each model.
- This model that is accompanied by asterisk (*) is the CTO model.
- この部品表は、機種共通の部品と、機種によって使い分けが必要な部品に分かれています。
- 機種名に(*)がつくのは CTO モデルです。

[MA] **[MA]** **[MA]** **[MA]**

L-2. LCD 17-inch WXGA+ (Clear Black LCD)

– Made by AU–



△[MA]

Confidential

VGN-A230/A230B/A230P/A240/A240B/A240P/A250/A260/A270/A270B/A270P/A290 (AM)
VGN-A215M/A215Z/A217M/A295HP/A297XP (EU)
VGN-A29GP/A29SP (AO)

L-2. LCD 17-inch WXGA+ (Clear Black LCD)

– Made by AU–

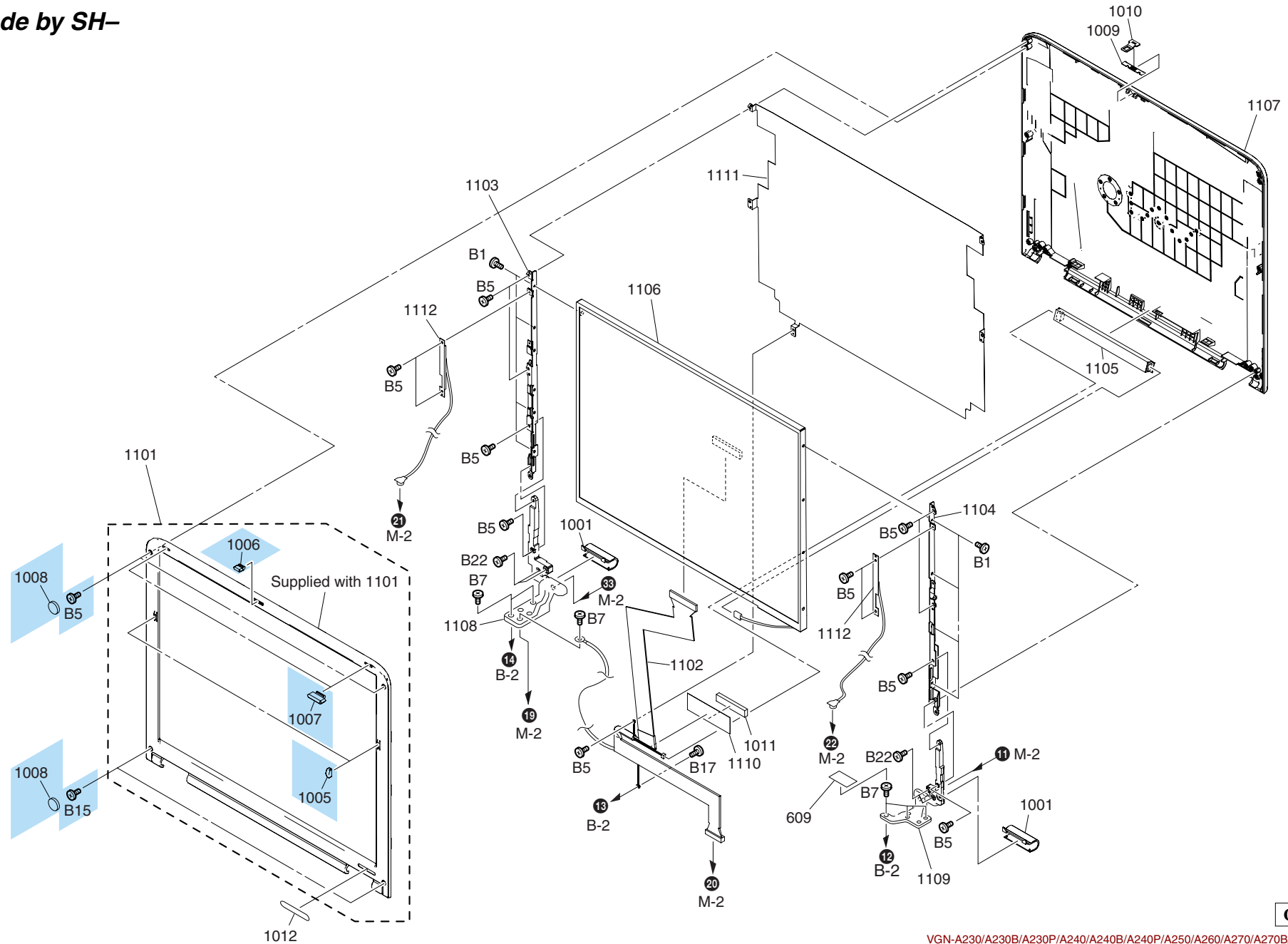
Ref.No.	Part No.	Description
1001	4-682-380-01	SE1 COVER HINGE
1005	4-682-397-01	& SE1 CUSHION LCD SIDE
1006	4-682-396-01	& SE1 CUSHION LATCH
1007	4-682-395-01	& SE1 CUSHION LCD
1008	4-682-398-01	& SE1 COVER SCREW
1009	4-682-388-01	SE1 HOOK PLATE LCD 2
1010	4-682-390-02	HOOK LCD 15
1011	2-024-790-01	SE1 GASKET AU LVDS DISPLAY
1014	4-682-578-01	SE1P HINGE L AMS
1015	4-682-577-01	SE1P HINGE R AMS
1016	X-4626-663-1	SE1P HOUSING DISPLAY 17 2 ASM
1019	1-478-629-11	INVERTER UNIT(2CFL-17W)
1020	2-159-645-01	SE1P INVERTER ADHESIVE
1021	2-190-716-01	SE1P HOUSING AL L
1022	2-190-717-01	SE1P HOUSING AL R
1023	2-190-718-01	SE1P HOUSING AL BTM
1051	X-2024-399-1	SE2P BEZEL DISPLAY 17 AU
1052	A-1074-808-A	HARNESS,LCD 17 WXGA
1053	2-176-382-01	SE2P LCD BRACKET L
1054	2-176-383-01	SE2P LCD BRACKET R
1055	A-1087-141-A \$ #	"LCD_UNIT_(17WXGA)_(S) "
1056	2-342-994-01	SHIELD TAPE(AU17)
B1	4-672-836-01	SCREW, M2 SPECIAL HEAD,EG GRIP
B2	4-672-836-21	SCREW, M2 SPECIAL HEAD,EG GRIP
B5	4-672-836-11	<&> SCREW, M2 SPECIAL HEAD,EG GRIP
B17	4-671-538-01	SCREW(M2x4),SPECIAL HEAD
B22	2-108-227-01	SPECIAL FLAT HEAD

Ref.No.	Part No.	Description				AM			EU
						A270*	A270B*	A270P*	A217M
1002	A-1058-425-A	CABLE, WL ANTENNA				●	●	●	●
1012									
	2-320-133-21	LABEL ID (E)							●
	2-320-353-01	LABEL ID (UCTO)						●	
	2-320-353-11	LABEL ID (UCTO)				●			
	2-320-353-21	LABEL ID (UCTO)					●		

- This parts list contains two different types of parts.
The first type is the parts that are common to all models.
The other type is the parts that are different depending on each model.
- This model that is accompanied by asterisk (*) is the CTO model.
- この部品表は、機種共通の部品と、機種によって使い分けが必要な部品に分かれています。
- 機種名に(*)がつくのは CTO モデルです。

L-3. LCD 15-inch SXGA+ (Clear Black LCD)

– Made by SH–



L-3. LCD 15-inch SXGA+ (Clear Black LCD)

– Made by SH–

Ref.No.	Part No.	Description
609	4-672-493-01	COVER(SC)
1001	4-682-380-01	SE1 COVER HINGE
1005	4-682-397-01	& SE1 CUSHION LCD SIDE
1006	4-682-396-01	& SE1 CUSHION LATCH
1007	4-682-395-01	& SE1 CUSHION LCD
1008	4-682-398-01	& SE1 COVER SCREW
1009	4-682-388-01	SE1 HOOK PLATE LCD 2
1010	4-682-390-01	SE1 HOOK LCD 15
1011	2-024-790-01	SE1 GASKET AU LVDS DISPLAY
1101	X-4626-643-1	SE1 BEZEL DISPLAY 15 ASSY
1102	A-8119-992-A	HARNESS, LCD FOR 15SXGA+
1103	4-682-402-01	SE1 BRACKET LCD SH L
1104	4-682-403-01	SE1 BRACKET LCD SH R
1105	1-478-048-11	INVERTER UNIT
1106	A-1062-139-A \$ #	LCD UNIT (2CFL-15SXGA+-SH)(S)
1107	X-4626-642-1	SE1 HOUSING DISPLAY 15 ASSY
1108	4-682-405-01	SE1 HINGE R
1109	4-682-404-01	SE1 HINGE L
1110	2-024-789-01	SE1 TAPE LVDS DISPLAY
1111	4-682-391-01	SE1 SHEET LCD
B1	4-672-836-01	SCREW, M2 SPECIAL HEAD,EG GRIP
B5	4-672-836-11	<&> SCREW, M2 SPECIAL HEAD,EG GRIP
B7	4-644-637-21	GRIP, M2 EG
B15	4-653-582-21	<&> SCREW M2(NE)
B17	4-671-538-01	SCREW(M2x4),SPECIAL HEAD
B22	2-108-227-01	SPECIAL FLAT HEAD(EG GRIP)

Ref.No.	Part No.	Description	AM		
			A230*	A230B*	A230P*
1012					
	2-320-353-61	LABEL ID (UCTO)			●
	2-320-353-71	LABEL ID (UCTO)	●		
	2-320-353-81	LABEL ID (UCTO)		●	
1112	A-1058-421-A	CABLE, WL ANTENNA	●	●	●

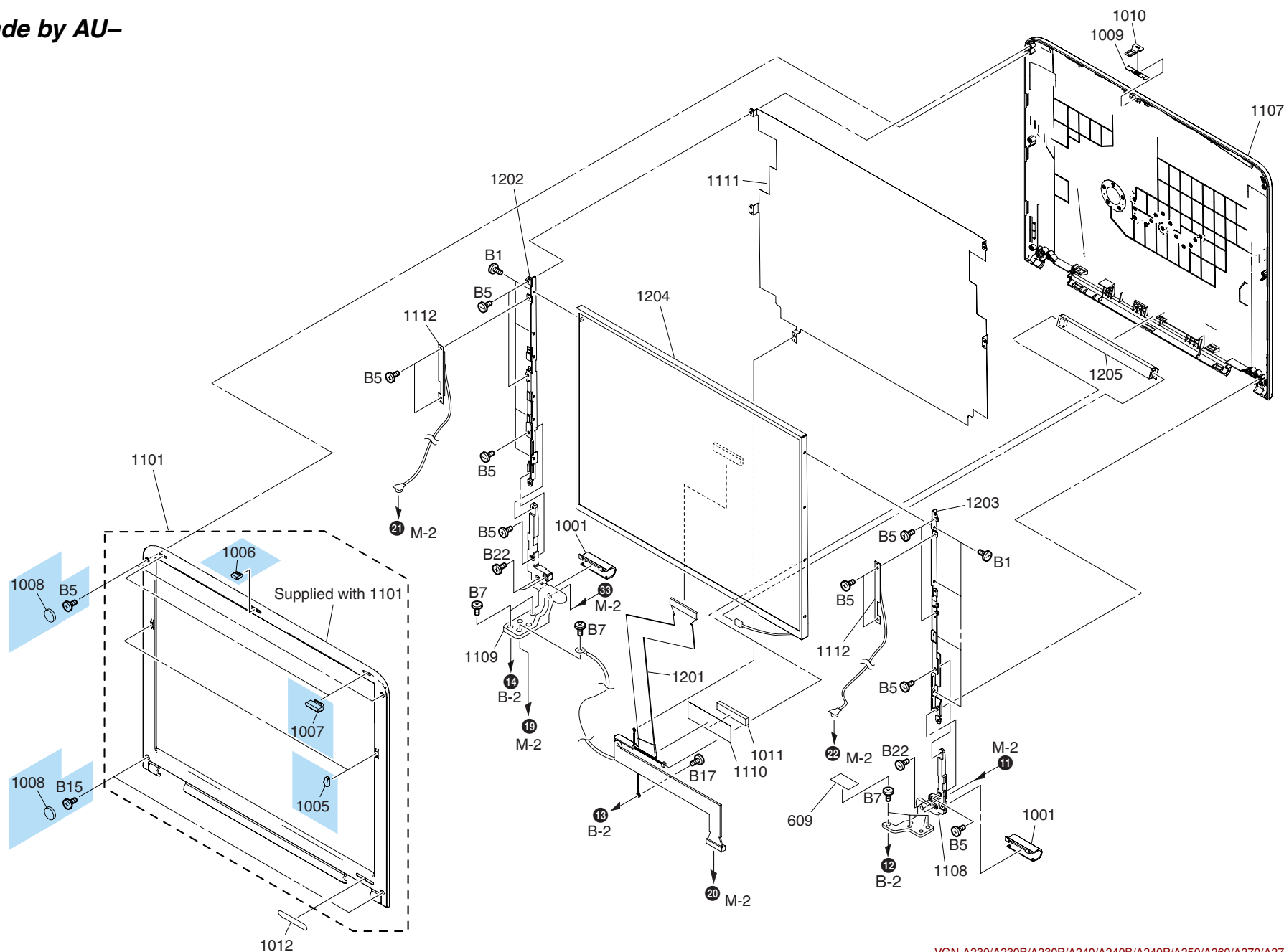
- This parts list contains two different types of parts.
The first type is the parts that are common to all models.
The other type is the parts that are different depending on each model.
- This model that is accompanied by asterisk (*) is the CTO model.
- この部品表は、機種共通の部品と、機種によって使い分けが必要な部品に分かれています。
- 機種名に(*)がつくのは CTO モデルです。

△ [MA]

Confidential

VGN-A230/A230B/A230P/A240/A240B/A240P/A250/A260/A270/A270B/A270P/A290 (AM)
VGN-A215M/A215Z/A217M/A295HP/A297XP (EU)
VGN-A29GP/A29SP (AO)

L-4. LCD 15-inch XGA
– Made by AU–



L-4. LCD 15-inch XGA

– Made by AU–

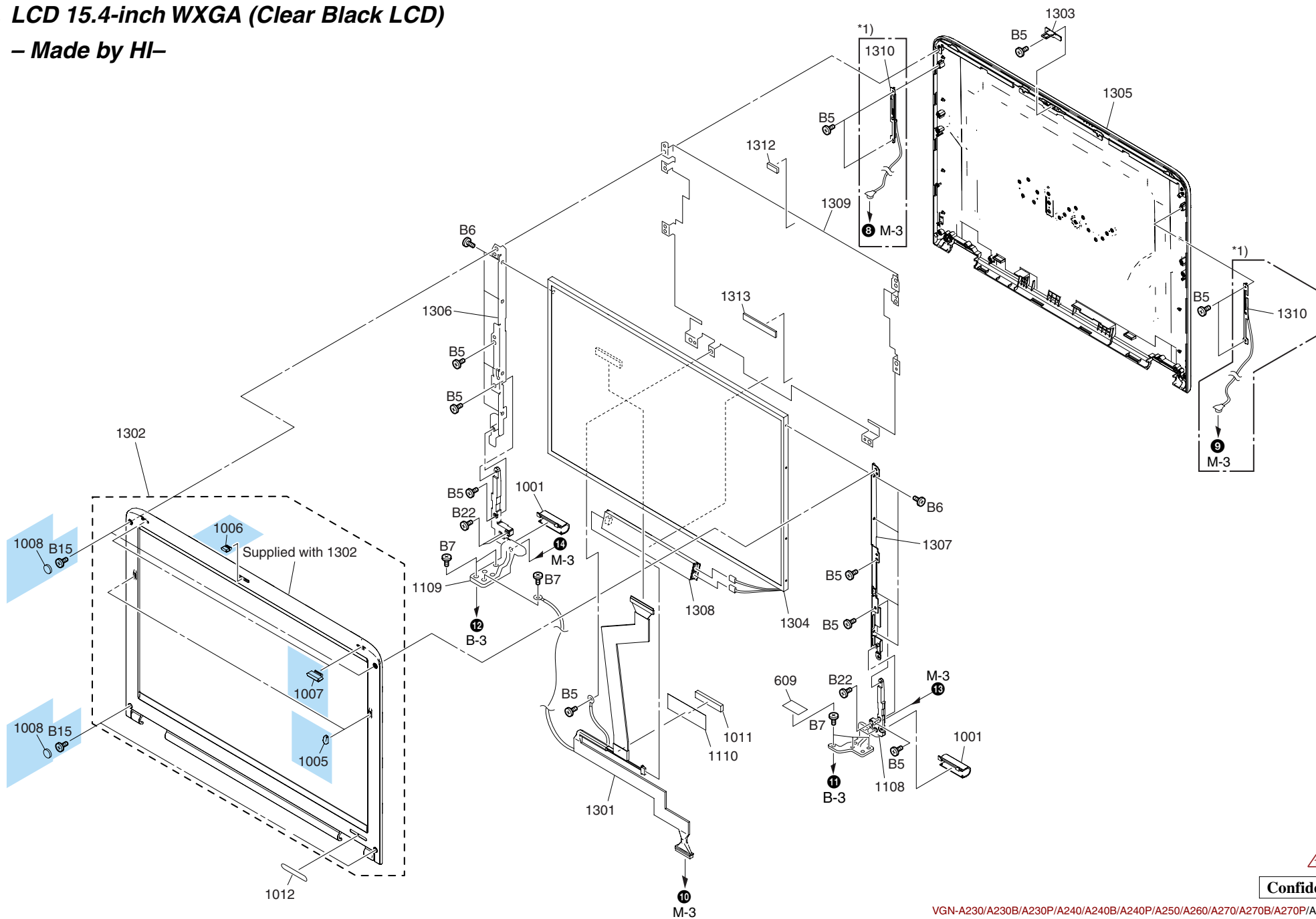
Ref.No.	Part No.	Description
609	4-672-493-01	COVER(SC)
1001	4-682-380-01	SE1 COVER HINGE
1005	4-682-397-01	& SE1 CUSHION LCD SIDE
1006	4-682-396-01	& SE1 CUSHION LATCH
1007	4-682-395-01	& SE1 CUSHION LCD
1008	4-682-398-01	& SE1 COVER SCREW
1009	4-682-388-01	SE1 HOOK PLATE LCD 2
1010	4-682-390-01	SE1 HOOK LCD 15
1011	2-024-790-01	SE1 GASKET AU LVDS DISPLAY
1101	X-4626-643-1	SE1 BEZEL DISPLAY 15 ASSY
1107	X-4626-642-1	SE1 HOUSING DISPLAY 15 ASSY
1108	4-682-405-01	SE1 HINGE R
1109	4-682-404-01	SE1 HINGE L
1110	2-024-789-01	SE1 TAPE LVDS DISPLAY
1111	4-682-391-01	SE1 SHEET LCD
1201	A-8119-993-A	HARNESS, LCD FOR 15XGA
1202	4-682-400-01	SE1 BRACKET LCD SPWG L
1203	4-682-401-01	SE1 BRACKET LCD SPWG R
1204	A-8115-791-A \$ #	ASSY LCD 15XGA(AU)(S)
1205	1-476-316-31	INVERTER UNIT
B1	4-672-836-01	SCREW, M2 SPECIAL HEAD,EG GRIP
B5	4-672-836-11	<&> SCREW, M2 SPECIAL HEAD,EG GRIP
B7	4-644-637-21	GRIP, M2 EG
B15	4-653-582-21	<&> SCREW M2(NE)
B17	4-671-538-01	SCREW(M2x4),SPECIAL HEAD
B22	2-108-227-01	SPECIAL FLAT HEAD(EG GRIP)

			AM		
			A230*	A230B*	A230P*
Ref.No.	Part No.	Description			
1012	2-320-353-61	LABEL ID (UCTO)			●
	2-320-353-71	LABEL ID (UCTO)	●		
	2-320-353-81	LABEL ID (UCTO)		●	
1112	A-1058-421-A	CABLE, WL ANTENNA	●	●	●

- This parts list contains two different types of parts.
The first type is the parts that are common to all models.
The other type is the parts that are different depending on each model.
- This model that is accompanied by asterisk (*) is the CTO model.
- この部品表は、機種共通の部品と、機種によって使い分けが必要な部品に分かれています。
- 機種名に(*)がつくのは CTO モデルです。

L-5. LCD 15.4-inch WXGA (Clear Black LCD)

– Made by HI–



△[MA]

Confidential

VGN-A230/A230B/A230P/A240/A240B/A240P/A250/A260/A270/A270B/A270P/A290 (AM)
VGN-A215M/A215Z/A217M/A295HP/A297XP (EU)
VGN-A29GP/A29SP (AO)

L-5. LCD 15.4-inch WXGA (Clear Black LCD)

– Made by HI–

Ref.No.	Part No.	Description
609	4-672-493-01	COVER(SC)
1001	4-682-380-01	SE1 COVER HINGE
1005	4-682-397-01	& SE1 CUSHION LCD SIDE
1006	4-682-396-01	& SE1 CUSHION LATCH
1007	4-682-395-01	& SE1 CUSHION LCD
1008	4-682-398-01	& SE1 COVER SCREW
1011	2-024-790-01	SE1 GASKET AU LVDS DISPLAY
1108	4-682-405-01	SE1 HINGE R
1109	4-682-404-01	SE1 HINGE L
1301	A-1067-140-A	HARNESS, LCD FOR 15.4WXGA
1302	X-2021-749-1	SEM BEZEL DISPLAY ASSY
1303	2-050-879-01	SEM LCD HOOK
1304	A-1072-741-A \$ #	ASSY LCD(15.4WXGA)(H)(S)
1305	X-2021-750-1	SEM HOUSING DISPLAY ASSY
1306	2-050-880-01	SEM LCD BRACKET L
1307	2-050-881-01	SEM LCD BRACKET R
1308	1-478-040-11	INVERTER UNIT
1309	2-050-890-01	SEM LCD SHIELDING AL
1110	2-024-789-01	SE1 TAPE LVDS DISPLAY
1312	4-677-681-01	SR1 SPONGE DOOR BATTERY
1313	2-515-223-01	SPONGE LCD
B5	4-672-836-11	<&> SCREW, M2 SPECIAL HEAD,EG GRIP
B6	4-656-703-01	SCREW,M2 GRIP
B7	4-644-637-21	GRIP M2 EG
B15	4-653-582-21	<&> SCREW M2(NE)
B22	2-108-227-01	SPECIAL FLAT HEAD(EG GRIP)

Ref.No.	Part No.	Description	AM					EU			AO		
			A260	A250	A240*	A240B*	A240P*	A295HP	A215M	A215Z	A29GP	A29SP	
1310	A-1067-141-A	CABLE, WL ANTENNA FOR M	●	●	●	●	●	●	●	●	●	●	
1012	2-320-341-11	LABEL ID (U)	●										
	2-320-341-21	LABEL ID (U)		●									
	2-320-345-01	LABEL ID (E)						●					
	2-320-345-11	LABEL ID (E)							●				
	2-320-345-31	LABEL ID (E)								●			
	2-320-353-31	LABEL ID (UCTO)				●							
	2-320-353-41	LABEL ID (UCTO)			●								
	2-320-353-51	LABEL ID (UCTO)				●							
	2-320-361-01	LABEL ID (I)									●		
	2-320-361-11	LABEL ID (I)										●	

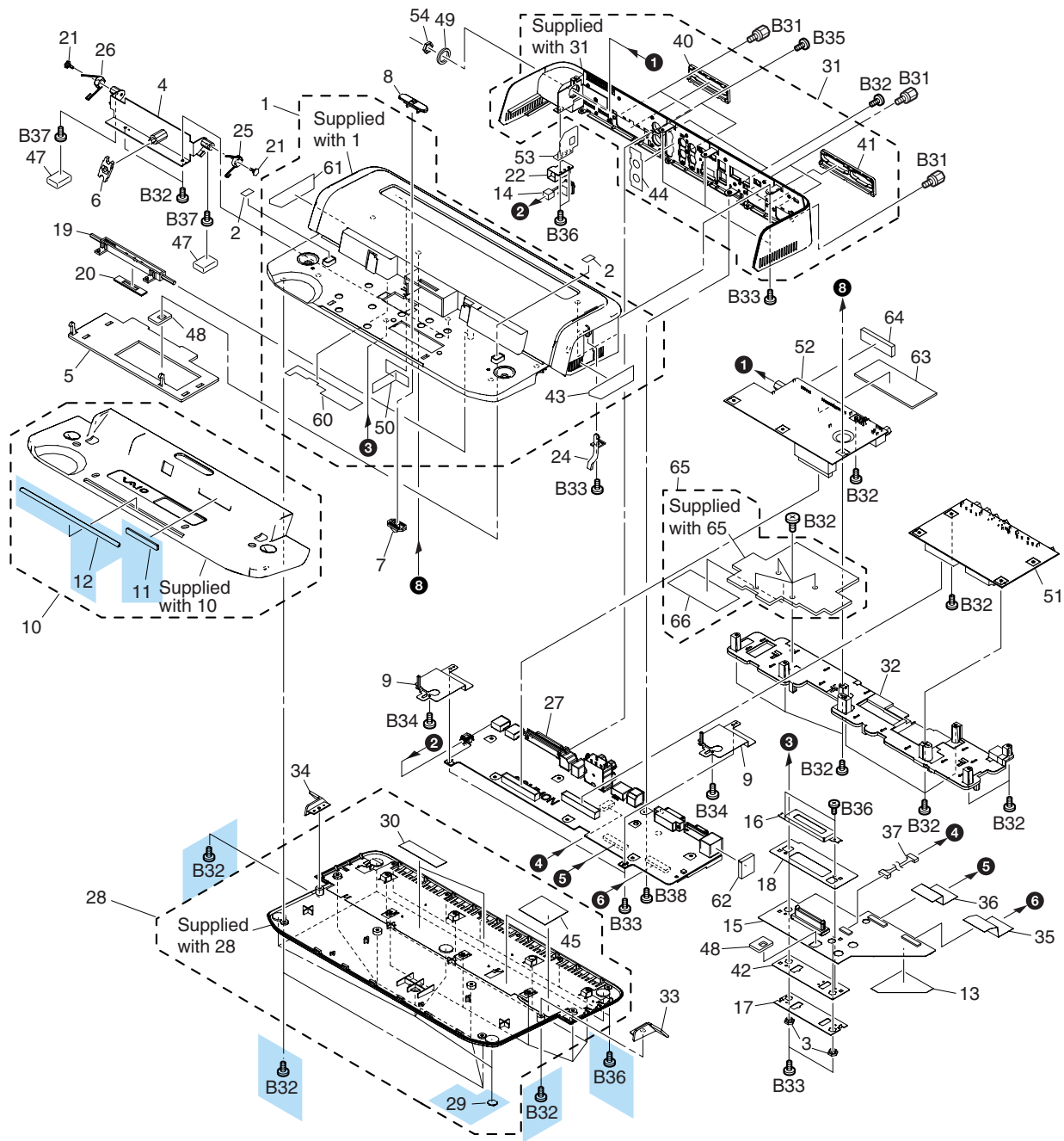
- This parts list contains two different types of parts.
The first type is the parts that are common to all models.
The other type is the parts that are different depending on each model.
- This model that is accompanied by asterisk (*) is the CTO model.

- この部品表は、機種共通の部品と、機種によって使い分けが必要な部品に分かれています。
- 機種名に(*)がつくのは CTO モデルです。

- 1) The CABLE,WL ANTENNA FOR M(Ref.1310) is installed also in the models without Wireless LAN.
Refer to "5-3 Wiring the W-LAN Cable" in CHAPTER 5 to see how to wire the CABLE.

- 1) Wireless-LAN を搭載しないモデルにも、CABLE,WL ANTENNA FOR M (Ref.1310) が取りつけられています。
ケーブルの処理方法は CHAPTER 5、「5-3 Wiring the W-LAN Cable」を参照してください。

A-2. Accessories



Confidential

VGN-A230/A230B/A230P/A240/A240B/A240P/A250/A260/A270/A270B/A270P/A290 (AM)
VGN-A215M/A215Z/A217M/A295HP/A297XP (EU)
VGN-A29GP/A29SP (AO)

DIP Switch

The DIP switch setting is following table.
DIP スイッチの設定は下の表をご参照ください。

J	
AM	<div><div><div>△[MA] VGN-A250</div><div><div>O</div><div>N</div><div></div><div></div><div></div><div></div><div></div><div></div></div><div>12345678</div></div><div><div>△[MA] VGN-A260</div><div><div>O</div><div>N</div><div></div><div></div><div></div><div></div><div></div><div></div></div><div>12345678</div></div><div><div>VGN-A290</div><div><div>O</div><div>N</div><div></div><div></div><div></div><div></div><div></div><div></div></div><div>12345678</div></div></div>
EU	<div><div><div>△[MA] VGN-A215M</div><div><div>O</div><div>N</div><div></div><div></div><div></div><div></div><div></div><div></div></div><div>12345678</div></div><div><div>△[MA] VGN-A215Z</div><div><div>O</div><div>N</div><div></div><div></div><div></div><div></div><div></div><div></div></div><div>12345678</div></div><div><div>△[MA] VGN-A217M</div><div><div>O</div><div>N</div><div></div><div></div><div></div><div></div><div></div><div></div></div><div>12345678</div></div><div><div>△[MA] VGN-A295HP</div><div><div>O</div><div>N</div><div></div><div></div><div></div><div></div><div></div><div></div></div><div>12345678</div></div><div><div>△[MA] VGN-A297XP</div><div><div>O</div><div>N</div><div></div><div></div><div></div><div></div><div></div><div></div></div><div>12345678</div></div></div>
AO	<div><div><div>△[MA] VGN-A29GP</div><div><div>O</div><div>N</div><div></div><div></div><div></div><div></div><div></div><div></div></div><div>12345678</div></div><div><div>△[MA] VGN-A29SP</div><div><div>O</div><div>N</div><div></div><div></div><div></div><div></div><div></div><div></div></div><div>12345678</div></div></div>

The DIP switch setting is different depending the types of LCD.
Set the DIP switch of the CTO model in accordance with the [FOR CTO MODEL].
DIP スイッチの設定は、LCD の種類によって異なります。
CTO モデルは、【FOR CTO MODEL】の表に従って DIP スイッチを設定してください。

△[MA]
[FOR CTO MODEL]

17inch WUXGA

O

N

12345678

17inch WXGA+

O

N

12345678

15.4inch WXGA

O

N

12345678

15inch SXGA+

O

N

12345678

15inch XGA

O

N

12345678

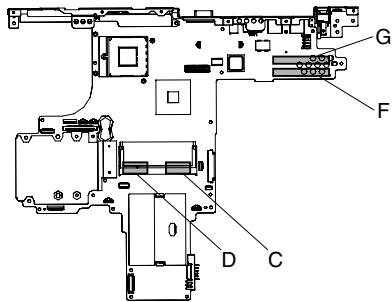
CHAPTER 5. OTHERS

5-1. The barcode label

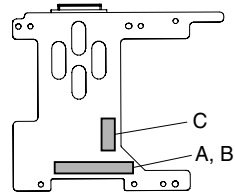
The hatched portion of the barcode label is used as the repair data.

バーコードラベルの網掛け部は、修理データとして使用しています。

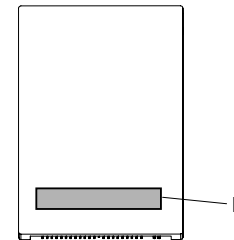
[MBX-110 Board] (Side A)




[IFX-335/IFX-324 Board] (Side B)

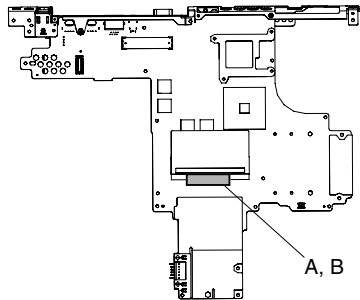


[HDD] (Made by Hi) (Bottom)

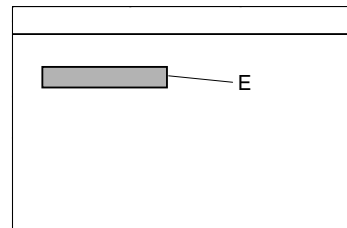


- A : Parts No.
- B : Serial No.
- C : Revision No.
- D : Product code
- E : Maker Barcode
- F : Global User ID (iLink)
- G : Mac Address
-  : Barcode

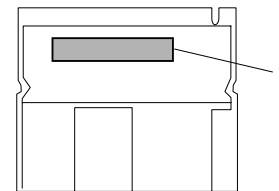
[MBX-110 Board] (Side B)



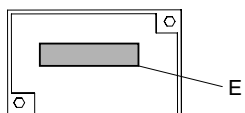
[LCD Unit] (Rear)




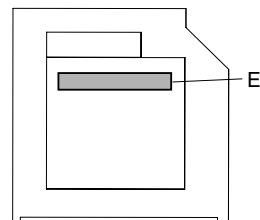
[Wireless LAN Card]



[Modem Card]



[Optical Drive] (Top)



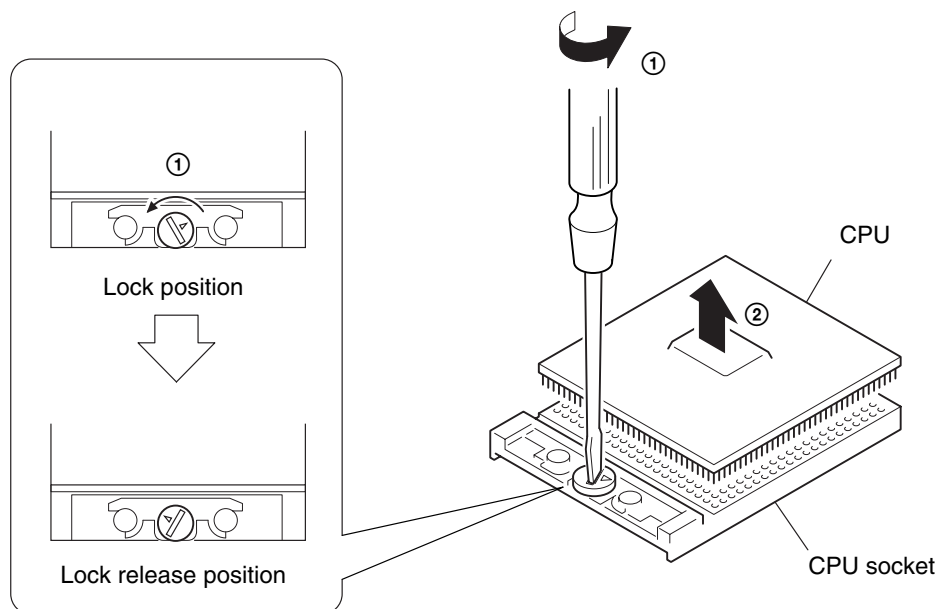
Confidential

VGN-A230/A230B/A230P/A240/A240B/A240P/A250/A260/A270/A270B/A270P/A290 (AM)
VGN-A215M/A215Z/A217M/A295HP/A297XP (EU)
VGN-A29GP/A29SP (AO)

5-2. Replacing the CPU

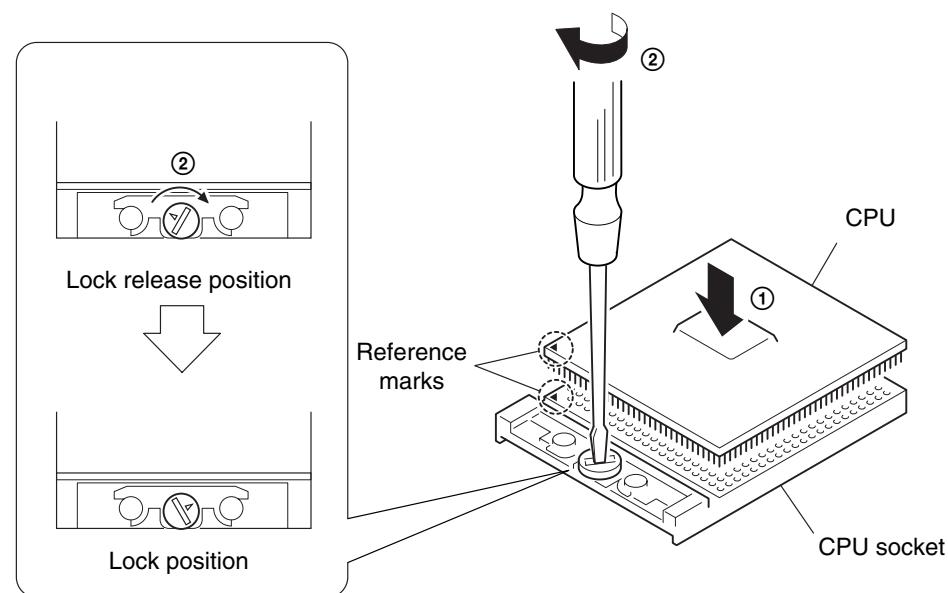
1. Removing the CPU

- ① Insert a flat-blade screwdriver into the notch as shown in the illustration and rotate it so that the protrusion comes to the lock release position.
- ② Pull the CPU gently upward to lift it out of the CPU socket.



2. Installing the CPU

- ① Align the triangle reference mark of the CPU with that of the CPU socket and insert all the pins of the CPU to the corresponding holes of the CPU socket.
- ② While pressing the two positions marked by ○, insert the flat head (-) screwdriver into the specified position and rotate the screwdriver to the LOCK position.



NOTE:

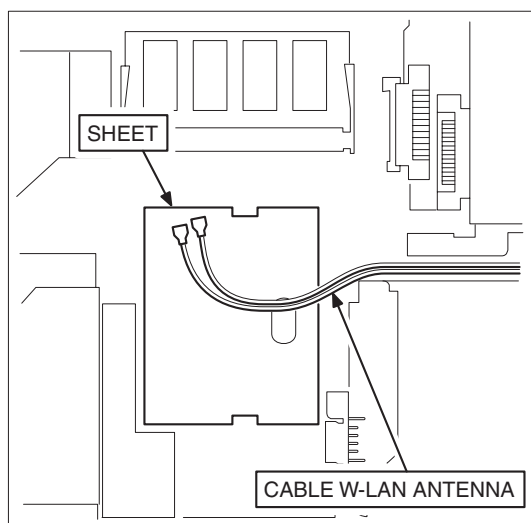

Rotate a flat-blade screwdriver to the lock position securely. If not, the operation of the CPU may become unstable.

Confidential

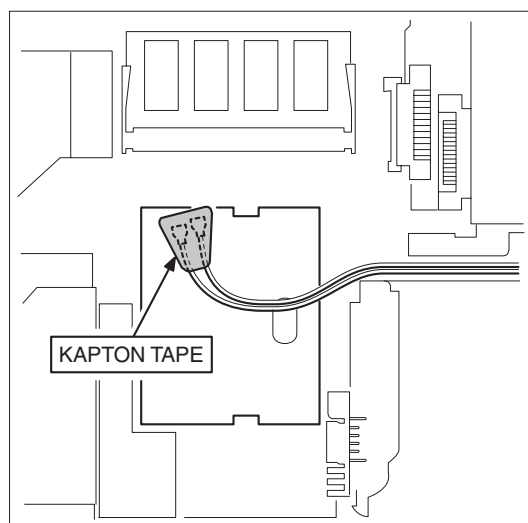
VGN-A230/A230B/A230P/A240/A240B/A240P/A250/A260/A270/A270B/A270P/A290 (AM)
VGN-A215M/A215Z/A217M/A295HP/A297XP (EU)
VGN-A29GP/A29SP (AO)

5-3. Wiring the W-LAN Cable (For 15.4 WXGA Model)

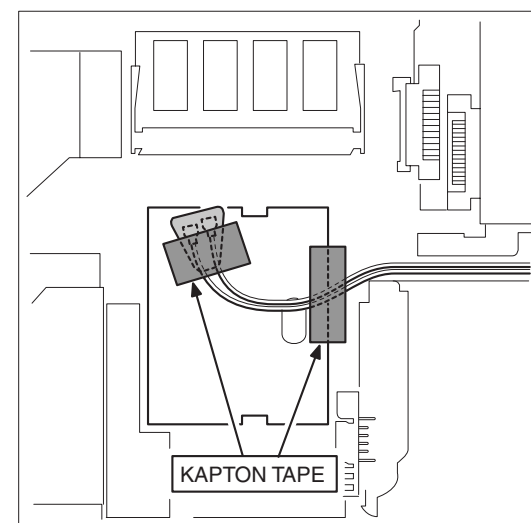
* The CABLE W-LAN ANTENNA is installed also in the models without Wireless LAN.
Refer to the instructions below to see how to wire the CABLE.



1. Wire the CABLE W-LAN as shown in the picture.



2. Attach the KAPTON TAPE to secure the terminal of the CABLE such that it winds around secure the terminal of the CABLE.






















3. Attach the KAPTON TAPE on the top of the sheet and secure the CABLE.



VGN-A230/A230B/A230P/A240/A240B/A240P/A250/A260/A270/A270B/A270P/A290 (AM)
VGN-A215M/A215Z/A217M/A295HP/A297XP (EU)
VGN-A29GP/A29SP (AO)

List of VGN-A Series (As of October, 2004)


Service Manual Part No.	Model Name			
	J	AM	EU	AO
9-876-367-XX	VGN-A50B	VGN-A130*	VGN-A115B	VGN-A11C
	VGN-A60B	VGN-A130P*	VGN-A115S	VGN-A13CP
	VGN-A60PS*	VGN-A170*	VGN-A117S	VGN-A15CP
	VGN-A60S*	VGN-A170P*	VGN-A195EP	VGN-A15GP
	VGN-A70P	VGN-A190	VGN-A195HP	VGN-A15LP
	VGN-A70PS*		VGN-A197VP	VGN-A17GP
	VGN-A70S*		VGN-A197XP	VGN-A17LP
9-876-374-XX		VGN-A140*	VGN-A115M	VGN-A17CP
		VGN-A140B*	VGN-A115Z	VGN-A19GP
		VGN-A140P*		VGN-A19LP
		VGN-A150		VGN-A19SP
		VGN-A160		VGN-A19TP
		VGN-A190F		
9-876-387-XX		VGN-A230* 	VGN-A215M 	
		VGN-A230B* 	VGN-A215Z 	
		VGN-A230P* 	VGN-A217M 	
		VGN-A240* 		VGN-A29GP 
		VGN-A240B* 	VGN-A295HP 	
		VGN-A240P* 	VGN-A297XP 	VGN-A29SP 
		VGN-A250 		
		VGN-A260 		
		VGN-A270* 		
		VGN-A270B* 		
		VGN-A270P* 		
		VGN-A290		

* : CTO Model
 : Additional Models

This manual and the constituent data may not be replicated, copied nor reprinted in whole or in part without prior written authorization of Sony Corporation.

本マニュアルの一部、または全部について、無断でデータの複製、複写、転載することを禁じます。

Revision History

Suffix	Ver.	Date	Contents	QM No.
-01	Ver.1	2004.09.10	First Edition	
-02	Ver.2	2004.10.01	 Front Page (Model Line Up), Page 3, Page 1-1_8, Page 3-1, Page 4-1, Page 4-3_7, Page 4-9_21, Page 4-23_32, Page 4-35, Page 5-3, Back Cover	N2004_101AK
< Remarks >				