

Notes on batteries

- Remove the batteries when you will not use the unit for a long time to prevent damage from battery leakage and corrosion.
- The internal batteries are disconnected when you plug a cord into DC IN 3 V.
- When the sound becomes unstable, try a new set of batteries.
- Insert one battery into the supplied tube to avoid causing a short circuit. (Illustration)

Charging the rechargeable battery

- Use only the recommended battery charger.
- Otherwise, the battery will be damaged.
- Do not charge the battery for more than 24 hours.
- Overcharging may shorten the battery life.
- Recharge the battery after every use or every 6 months while in storage.
- Recharging can be done 200 times.

Handling the rechargeable battery

- Recharge when the sound becomes noisy or distorted.
- Keep the battery away from fire.
- Do not let the battery terminals touch anything metal.
- If the electrolyte inside the battery should come into contact with clothing or skin, wash it off with water immediately.

External power sources

- The following external power sources can be connected through the DC IN 3 V jack.
 - House current using an AC-100L AC power adaptor.
 - 12 V car battery using a DCC-70 car battery cord.
 - Two R20 (size D) batteries using an EBP-500B battery case.
- The illustration shows the polarity of DC IN 3 V jack.
Use only a power cord having the same polarity.



Handling your Walkman

- Avoid exposure to temperature extremes, direct sunlight, moisture, sand, dust, or mechanical shock. Never leave in a car parked in the sun.
- When the **DIRECTION** switch does not function, turn the unit for a few seconds.

Tips on headphone listening

- Do not listen with headphones while driving, cycling, etc.
- Listen at a moderate volume to avoid damaging your ears and to avoid disturbing those close to you.

Maintenance

- Prolonged use may contaminate the tape head. If the sound becomes noisy or distorted, clean the head and tape path with alcohol.
- Clean your headphone plug periodically for optimum sound.
- Do not use alcohol, benzene, or thinner to clean the case.

If you have any question or problem concerning your unit, please consult your nearest Sony dealer.

Specifications

Radio

FM 87.5-108 MHz
AM 530-1710 kHz
3 V DC Batteries (R6(AA) x 2)
BP-700 rechargeable battery
External DC 3 V power sources

Power requirements

Battery life (Approximate hours)


	Playback	FM
Sony Alkaline AM3 (N)	8 hrs	30 hrs
Rechargeable BP-700	2 hrs	6 hrs
Stereo headphones (open-air type, T)	Beltclip (T)	

Accessories supplied

Rechargeable battery (BP-700) charger (BC-700) kit
BPC-700K
AC power adaptor AC-D2L
Car battery cord DCC-70
Battery case EBP-500B

Design and specifications subject to change without notice.

Dolby noise reduction manufactured under license from Dolby Laboratories Licensing Corporation.

"DOLBY" and the double-D symbol  are trademarks of Dolby Laboratories Licensing Corporation.

SONY Radio Cassette Player 3-750-071-21 (1)

WM-AF48/AF50/AF57

Operating instructions

WALKMAN is a trademark of Sony Corporation.

Owner's Record

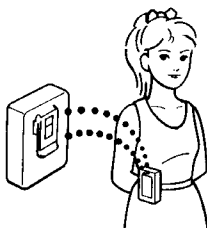
The model number is located at the bottom and the serial number is located in the battery compartment. Record these numbers in the space provided below. Refer to them whenever you call upon your Sony dealer regarding this product.

Model No. _____ Serial No. _____

© 1989 by Sony Corporation Printed in Japan

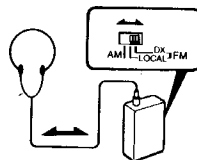
You can:

— wear the walkman on a belt.

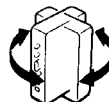


— improve radio reception.

FM



AM



You should:


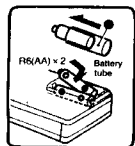


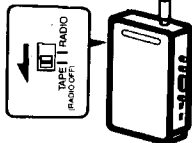
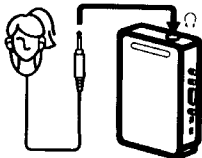

— clean the parts shown periodically.



- run the unit for a few minutes before inserting a cassette if it has not been used for a long time.
- remove a cassette having a metallic shell or labels if interference in radio reception occurs.

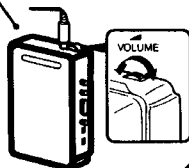
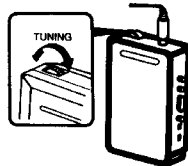
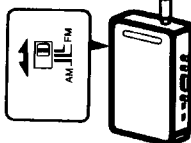
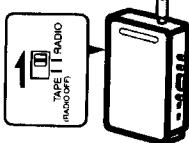
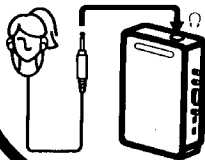
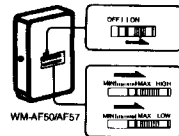
We do not recommend:

- the use of cassettes longer than 90 minutes.



Charge the battery for approx. 8 hours before use. Approx. 2 hours of playback can be expected.

MEGA BASS
For heavy and powerful sound



* For Dolby NR processed tapes, set DOLBY NR to ON.