

SONY

3-861-486-11(1)

Cassette Player

Operating Instructions

WALKMAN

WALKMAN is a registered trademark of Sony Corporation.

WM-EX162

Sony Corporation © 1997 Printed in China

Listening for many hours at maximum volume may damage your hearing.

For the customers in the U.S.A.

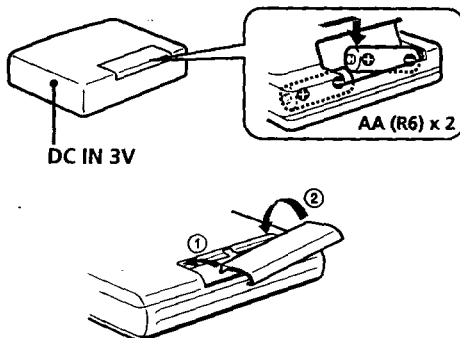
Owner's Record

The model number is located at the rear and the serial number is located inside the cassette holder. Record the serial number in the space provided below. Refer to them whenever you call upon your Sony dealer regarding this product.

Model No. WM-EX162

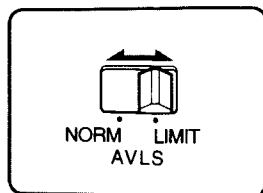


Serial No. _____

Inserting Batteries

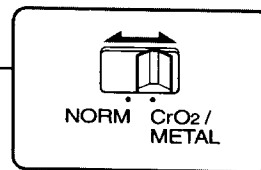


Handling Your Walkman

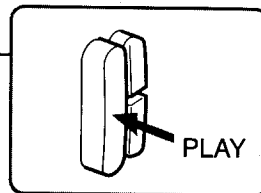
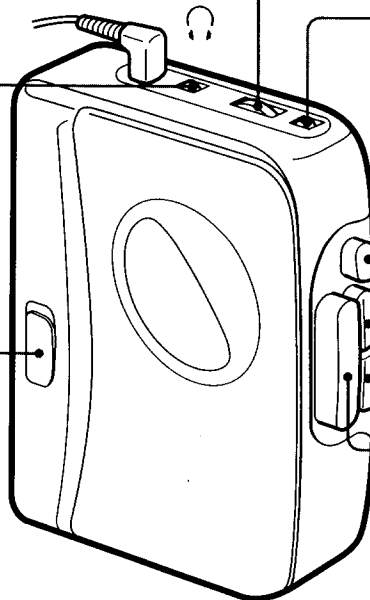
- Do not expose the Walkman to extreme temperatures, direct sunlight, moisture, sand, dust, or mechanical shock. Never leave the Walkman in a car parked in the sun.
- Do not wind the headphones/earphones cord around the Walkman. The buttons may be kept pressed, causing unnecessary battery usage.



VOLUME



MEGA BASS



Wind rapidly.



Stop.

MEGA BASS

For deep and powerful sound.



When Playing Cassettes

- Do not use cassettes longer than 90 minutes except for long continuous playback.
- If the tape is playing but no sound comes out, the batteries may be weak. Replace all batteries with new ones.
- If your Walkman has not been used for a long time, run the Walkman for a few minutes before inserting a cassette.
- Do not open the cassette holder while the tape is running.

When Using MEGA BASS

If the AVLS switch is set to LIMIT, the MEGA BASS effect is reduced.

When using headphones/earphones

Wear the "L" marked side to the left ear and the "R" marked side to the right ear.

Using the AVLS Feature

The AVLS switch allows you to limit the maximum volume of your Walkman personal stereo without degrading the sound quality.

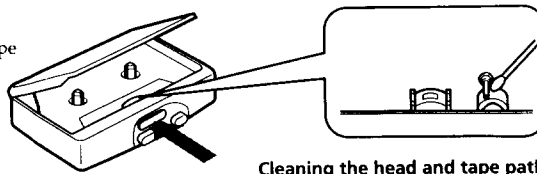
- When the AVLS switch is set to LIMIT, the volume will be kept at a moderate level without the degradation of the sound quality, even if you attempt to turn the volume up higher.

- When the AVLS switch is set to LIMIT, the playback sound may be distorted or unstable according to the music (especially bass boosted part). If this happens, turn down the volume.
- When the AVLS switch is set to NORM, you will be able to enjoy the full volume capability of your Walkman personal stereo.

Notes on Care and Use

Cleaning the Walkman

- Prolonged use may contaminate the tape head. If sound drop-out or excessive noise occurs, clean the head and tape path with alcohol.
- Clean the headphones/earphones plug periodically for optimum sound.
- Do not use alcohol, benzine or thinner to clean the case.



Cleaning the head and tape path

About headphones/earphones

Road safety

Do not use headphones/earphones while driving, cycling, or operating any motorized vehicle. It may create a traffic hazard and is illegal in some areas. It can also be potentially dangerous to play your headphones/earphones at high volume while walking, especially at pedestrian crossings. You should exercise extreme caution or discontinue use in potentially hazardous situations.

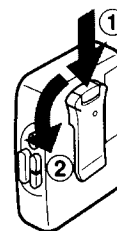
Preventing hearing damage

Do not use headphones/earphones at high volume. Hearing experts advise against continuous, loud and extended play. If you experience a ringing in your ears, reduce volume or discontinue use.

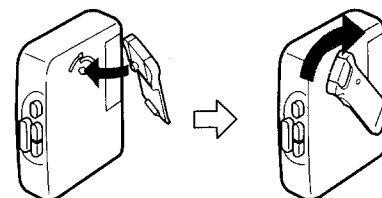
Caring for others

Keep the volume at a moderate level. This will allow you to hear outside sounds and to be considerate to the people around you.

Removing the Belt Clip



Attaching the Belt Clip



About batteries

- When you are not going to use your Walkman for a long time, remove the batteries to prevent damage from battery leakage and corrosion.

- When the sound becomes unstable or cannot be heard, replace the old batteries with new ones.

About external power

You can connect the following external power sources through the DC IN 3 V jack located on the bottom. (When you plug a cord into the DC IN 3 V jack, the internal batteries are automatically bypassed.)

- House current using an AC-E30HG AC power adaptor.

Notes

- Use only the recommended AC-E30HG AC power adaptor (not supplied). Do not use any other AC power adaptor.
- Specifications for AC-E30HG varies for each area. Check your local voltage and the shape of plug before purchasing.



Polarity of the plug

If you have any question or problem concerning your Walkman, please consult your nearest Sony dealer.

Specifications

Power requirements

- 3 V DC batteries AA (R6) × 2
- External DC 3 V power sources

Battery life (approximate hours)

Sony Alkaline LR6(SG)	Sony R6P (SR)
16 hrs. (playback)	4.5 hrs. (playback)

Dimensions

89 × 111.5 × 34.1 mm (3 5/8 × 4 1/2 × 1 3/8 in)
(w/h/d) incl. projecting parts

Mass 180 g (6.4 oz) incl. batteries

Supplied accessories

- Stereo headphones or earphones (1)
- Belt clip (1)

Optional accessories

- AC power adaptor AC-E30HG

Your dealer may not handle some of the above listed accessories.
Please ask the dealer for detailed information.

Design and specifications are subject to change without notice.

This warranty is valid only in the United States.

SONY

Tape Cassette Player/Recorder/CD Player/Mini Disc
DAT/Radio/Head Phone/Speaker/MIC/Personals

LIMITED WARRANTY

Portable Audio

Sony Electronics Inc. ("Sony") warrants this Product (including any accessories) against defects in material or workmanship as follows:

1. **LABOR:** For a period of 90 days from the date of purchase, if this Product is determined to be defective, Sony will repair or replace the Product, at its option, at no charge, or pay the labor charges to any Sony authorized service facility. After the Warranty Period, you must pay for all labor charges.

2. **PARTS:** In addition, Sony will supply, at no charge, new or rebuilt replacements in exchange for defective parts for a period of one (1) year. After 90 days from the date of purchase, labor for removal and installation is available from Sony authorized service facilities or a Sony Service Center at your expense.

To obtain warranty service, you must take the Product, or deliver the Product freight prepaid, in either its original packaging or packaging affording an equal degree of protection, to any authorized Sony service facility.

This warranty does not cover customer instruction, installation, set up adjustments or signal reception problems.

This warranty does not cover cosmetic damage or damage due to acts of God, accident, misuse, abuse, negligence, commercial use, or modification of, or to any part of the Product, including the antenna. This warranty does not cover damage due to improper operation or maintenance, connection to improper voltage supply, or attempted repair by anyone other than a facility authorized by Sony to service the Product. This warranty does not cover Products sold AS IS or WITH ALL FAULTS, or consumables (such as fuses or batteries). This warranty is valid only in the United States.

Proof of purchase in the form of a bill of sale or receipted invoice which is evidence that the unit is within the Warranty period must be presented to obtain warranty service.

This warranty is invalid if the factory applied serial number has been altered or removed from the Product.

REPAIR OR REPLACEMENT AS PROVIDED UNDER THIS WARRANTY IS THE EXCLUSIVE REMEDY OF THE CONSUMER. SONY SHALL NOT BE LIABLE FOR ANY INCIDENTAL OR CONSEQUENTIAL DAMAGES FOR BREACH OF ANY EXPRESS OR IMPLIED WARRANTY ON THIS PRODUCT EXCEPT TO THE EXTENT PROHIBITED BY APPLICABLE LAW. ANY IMPLIED WARRANTY OF MERCHANTABILITY OR FITNESS FOR A PARTICULAR PURPOSE ON THIS PRODUCT IS LIMITED IN DURATION TO THE DURATION OF THIS WARRANTY.

Some states do not allow the exclusion or limitation of incidental or consequential damages, or allow limitations on how long an implied warranty lasts, so the above limitations or exclusions may not apply to you. In addition, if you enter into a service contract with the Sony Partnership within 90 days of the date of sale, the limitation on how long an implied warranty lasts does not apply to you. This warranty gives you specific legal rights, and you may have other rights which vary from state to state.

For your convenience, Sony Electronics Inc. has established telephone numbers for frequently asked questions:

To locate the service or dealer nearest you, or for service assistance or resolution of a service problem, or for product information or operation, call:

Sony Direct Response Center
1-(800)-222-7669
or write to:
Sony Direct Response Center
12451 Gateway Blvd.
Fort Myers, FL 33913

For an accessory or part not available from your authorized dealer, call:

1-(800)-488-SONY (7669)