

WM-FX12

WALKMAN

Operating Instructions

WALKMAN is
a trademark
of Sony Corporation

©1992 by Sony Corporation Printed in Malaysia

Owner's Record

The model number is located on the bottom and the serial number is located inside the cassette holder. Record these numbers in the spaces provided below. Refer to them whenever you call upon your Sony dealer regarding this product.

Model No. WM-FX12

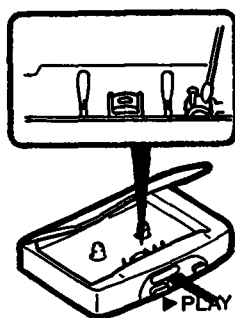
Serial No. _____

WARNING

To prevent fire or shock hazard, do not expose the unit to rain or moisture.

You should:

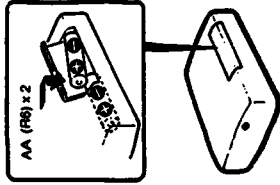
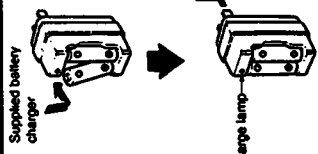
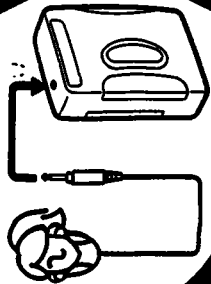
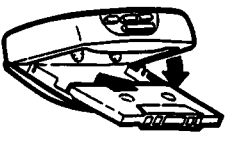
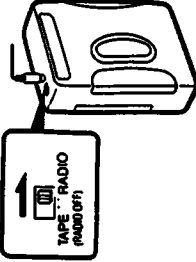
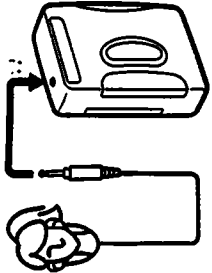
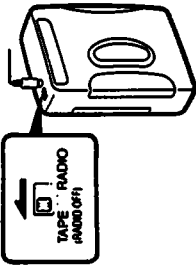


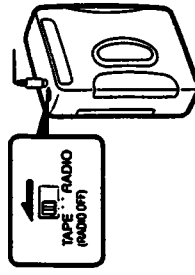
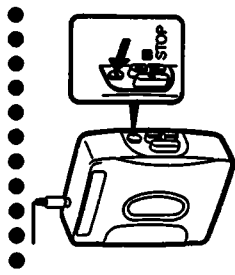
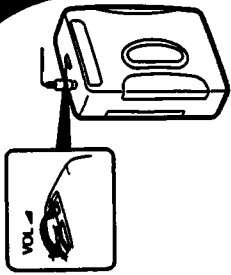
— clean the parts shown periodically.



- run the Walkman for a few minutes before inserting a cassette if it has not been used for a long time.
- remove a cassette having a metallic shell or labels if interference in radio reception occurs.

We do not recommend:

- the use of cassettes longer than 90 minutes.
 - winding the headphone cord around the Walkman.
- Otherwise, the buttons may be kept pressed, resulting in unnecessary battery discharge.



Charge the battery for approx. 4 hours before use.



Charge the battery for approx. 4 hours before use.

Notes on batteries

- To prevent damage from battery leakage and corrosion, remove the batteries when you are not going to use your Walkman for a long time.
- When you plug a cord into the DC IN 3V jack (bottom), the internal batteries are automatically disconnected.
- When the sound becomes unstable, insert a new set of batteries.

To use with rechargeable battery

- Be sure to charge the batteries for approximately 4 hours before using.
 - Be sure to remove the batteries from the battery charger to avoid overcharging when charging has been completed.
 - Use the two supplied rechargeable batteries only with this battery charger.
 - The charge lamp remains lit until the batteries are removed, even if they are fully charged.
 - Always recharge the two batteries together.
 - The charger becomes warm during charging. This is normal.
 - Unplug the charger from the wall outlet when it is not going to be used.
- The rechargeable batteries can be charged about 500 times.

Handling the rechargeable battery

- Recharge when the sound becomes noisy or distorted.
- Keep the battery away from fire.
- Do not let the battery terminals touch anything metal.
- If the electrolyte inside the battery should come into contact with clothing or skin, wash it off with water immediately.

External power sources

You can connect the following external power sources through the DC IN 3V jack (bottom). Only use the recommended accessories with your Walkman.

- House current using an AC-D2L AC power adaptor
- 12 V car battery using a DCC-70 car battery cord
- Two size D (R20) batteries using an EBP-500B battery case.

The illustration shows the polarity of DC IN 3 V jack.



Handling your Walkman

- Avoid exposure to temperature extremes, direct sunlight, moisture, sand, dust, or mechanical shock. Never leave the unit in a car parked in the sun.

Notes on Headphones

Road Safety

Do not use headphones while driving, cycling, or operating any motorized vehicle. It may create a traffic hazard and is illegal in many areas. It can also be potentially dangerous to play your headsets at high volume while walking, especially at pedestrian crossings. You should exercise extreme caution or discontinue use in potentially hazardous situations.

Preventing hearing damage

Avoid using headphones at high volume. Hearing experts advise against continuous, loud and extended play. If you experience a ringing in your ears, reduce volume or discontinue use.

Caring for others

Keep the volume at a moderate level. This will allow you to hear outside sounds and to be considerate to the people around you.

Maintenance

- Prolonged use may contaminate the tape head. If sound drop-outs or excessive noise occurs, clean the head and tape path with alcohol.
- Clean your headphone plug periodically for optimum sound.
- Do not use alcohol, benzene, or thinner to clean the case.

If you have any question or problem, concerning your Walkman, please consult your nearest Sony dealer.

Specifications

Radio

FM: 87.6—108 MHz
AM: 530—1710 kHz
3 V DC batteries AA (R6) x 2
External DC 3 V power sources

Power requirements

Battery life

(Approximate hours)

	Playback	Radio
Sony Alkaline AM3 (N)	8 hrs.	30 hrs.
Sony SUM-3 (NS)	3.5 hrs.	15 hrs.
Rechargeable Battery	2.5 hrs.	9.5 hrs.

Accessories supplied

Stereo headphones (1) Beltclip (1)
Battery charger (1)
Rechargeable battery (2)
Battery charger BPK-800
AC power adaptor AC-D2L
Car battery cord DCC-70
Battery case EBP-500B

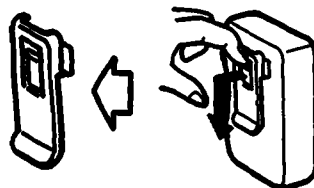

Optional accessories

Your dealer may not handle some of the above listed accessories. Please ask the dealer for detailed information.

Design and specifications subject to change without notice.


You can:

— wear the Walkman on a belt.



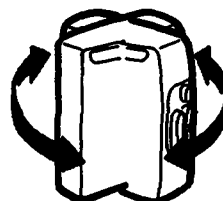
— improve radio reception.

FM



Extend the headphone cord or adjust the DX/LOCAL selector.

AM



Rotate the Walkman.

Sony Service Centers

Arizona	Hawaii	Missouri
Phoenix 1240 North Scottsdale Road Tempe, AZ 85281 (602) 948-7669	Honolulu 950 Mahanui Street Honolulu, HI 96819 (808) 634-9622	St. Louis 12463-D Natural Bridge Road Bridgeton, MO 63044 (314) 291-2201
California	Illinois	New Jersey
Burbank (Los Angeles area) 4100 Riverside Drive, Suite A Burbank, CA 91505 (818) 842-7668	Chicago (Chicago N.W.) 7540 Calumet Avenue Moken, IL 60648 (312) 647-2400	Englewood Cliffs (N.Y. Metro. area) 41 Sylvan Avenue Englewood Cliffs, NJ 07632 (201) 586-1874
Costa Mesa (Orange County area) 2728 Bristol Street South Costa Mesa, CA 92626 (714) 548-4833	Westmont (Chicago S.W.) 6036-38 South Cass Avenue Westmont, IL 60558 (312) 568-0048	Manahaw (N.Y. Metropolitan Area) 386 Route 17 South Manahaw, NJ 07430 (201) 529-1856
San Bruno (San Francisco area) 751 Camino Plaza San Bruno, CA 94066 (415) 871-2810	Kansas	Ohio
San Diego 8875 Camino Drive San Diego, CA 92123 (619) 278-2724	Kansas City 11712 West 95 Street Overland Park, KS 66214 (813) 888-2622	Cleveland 6370 York Road Painesville, OH 44130 (216) 845-7668
San Jose 1359 Old Oakland Road San Jose, CA 95112 (408) 280-7668	Maryland (Washington D.C.)	Pennsylvania
Colorado	Washington D.C. 1358 Helton Lane Langley Park, MD 20783 (301) 438-3500/01	Philadelphia 10360 Drummond Road Philadelphia, PA 19154 (215) 637-0850/1
Denver Havens Place Center 10740 East 8th Avenue Aurora, CO 80014 (303) 758-7668	Massachusetts	Pittsburgh Westford Plaza 10810 Perry Highway (Rt. 19) Westford, PA 15080 (412) 935-8486
Florida	Barnes 290 University Avenue Westwood, MA 02090 (617) 328-6130	Texas
Fort Lauderdale 3904 North 29th Avenue Hollywood, FL 33020 (305) 920-5600	Michigan	Dallas 401 Preston Valley Shopping Center Dallas, TX 75230 (214) 681-3537
Georgia	Detroit 24301 Innapark Circle Farmington Hills, MI 48018 (313) 477-1900	Houston 5147 Richmond Avenue Houston, TX 77057 (713) 783-8781
Atlanta 120 Innapark North Parkway East Suite 410 Atlanta, GA 30338 (404) 953-5871	Minnesota	Washington
	Minneapolis 4300 W. 38 1/2 Street St. Louis Park, MN 55416 (612) 820-8000	Seattle 515 South Michigan Street Seattle, WA 98108 (206) 782-8500

Sony District Service Offices

Western Zone	Central Zone	Eastern Zone
Western District Sony Service Company 2728 Bristol Street South Costa Mesa, CA 92626 (714) 548-4838	Mid-West District Sony Service Company 7540 Calumet Avenue Moken, IL 60648 (312) 647-2424	Eastern District Sony Service Company 386 Route 17 South Manahaw, NJ 07430 (201) 529-1816
Northwestern District Sony Service Company 1359 Old Oakland Road San Jose, CA 95112 (408) 280-7676	East Central District Sony Service Company 24301 Innapark Circle Farmington Hills, MI 48018 (313) 477-4806	Mid-Atlantic District Sony Service Company 10360 Drummond Road Philadelphia, PA 19154 (215) 632-7987
Southwestern District Sony Service Company 3201 Pioneer Dr., Suite 100 Irving, TX 75063 (214) 950-8200		Southwestern District Sony Service Company 3904 North 29th Avenue Hollywood, FL 33020 (305) 920-5856

SONY

PERSONAL/PORTABLE AUDIO PRODUCTS

LIMITED WARRANTY

SONY CORPORATION OF AMERICA ("SONY") warrants this product against defects in material or workmanship, as follows:

1. For a period of 90 days from the date of retail purchase, SONY shall at its sole and absolute option either repair the defective product at no charge or replace the defective product with the same model or its equivalent model at no charge through a SONY SERVICE CENTER.

To obtain warranty service during the initial 90-day period, you must take the product, or deliver the product prepaid, to one of the SONY SERVICE CENTERS located in the United States.

2. After the initial 90-day period, SONY will supply, at no charge, new or rebuilt replacements for defective parts for a period of 1 year from the date of retail purchase.

Labor for removal and installation of these parts is available from your SONY authorized service facility or SONY SERVICE CENTER, at your expense.

Proof of purchase in the form of a bill of sale or receipted invoice, which indicates that the product is within the warranty period, must be presented to obtain warranty service. SONY suggests that the purchaser retain the dealer's dated bill of sale as evidence of the date of retail purchase.

This warranty does not cover cosmetic damage, and damage to any part of the product, including the antenna, which results from acts of God, accident, misuse, abuse, improper maintenance, or connection to an improper voltage supply.

This warranty is valid only if the serial number appears on the product. This warranty is valid only in the United States of America.

REPAIR OR REPLACEMENT AS PROVIDED UNDER THIS WARRANTY IS THE EXCLUSIVE REMEDY OF THE CONSUMER. SONY SHALL NOT BE LIABLE FOR ANY INCIDENTAL OR CONSEQUENTIAL DAMAGES FOR BREACH OF ANY EXPRESS OR IMPLIED WARRANTY ON THIS PRODUCT. EXCEPT TO THE EXTENT PROHIBITED BY APPLICABLE LAW, ANY IMPLIED WARRANTY OF MERCHANTABILITY OR FITNESS FOR A PARTICULAR PURPOSE ON THIS PRODUCT IS LIMITED IN DURATION TO THE DURATION OF THIS WARRANTY.

Some states do not allow the exclusion or limitation of incidental or consequential damages, or allow limitations on how long an implied warranty lasts, so the above limitations or exclusions may not apply to you. In addition, if you enter into a service contract with the Sony Partnership as within 90 days of the date of sale, the limitation on how long an implied warranty lasts does not apply to you. This warranty gives you specific legal rights, and you may also have other rights which vary from state to state.

Please refer to the list of SONY SERVICE CENTERS for the SONY SERVICE CENTER nearest you.

For your convenience, Sony Corporation of America has established the Customer Information Center to supply you with product or service information.

SONY CUSTOMER INFORMATION CENTER
201-830-SONY (7668)

or write to:

SONY CUSTOMER INFORMATION CENTER
Sony Drive, Mail Drop M-1
Park Ridge, New Jersey 07656