

[illegible]

<b>Western Zone</b>	<b>Central Zone</b>	<b>Eastern Zone</b>
<b>Barbados</b>	<b>Antigua</b>	<b>Barbados</b>
Barbados Company	Barbados Company	Barbados Company
1775-1779	1775-1779	1775-1779
1779-1780	1779-1780	1779-1780
1780-1781	1780-1781	1780-1781
1781-1782	1781-1782	1781-1782
1782-1783	1782-1783	1782-1783
1783-1784	1783-1784	1783-1784
1784-1785	1784-1785	1784-1785
1785-1786	1785-1786	1785-1786
1786-1787	1786-1787	1786-1787
1787-1788	1787-1788	1787-1788
1788-1789	1788-1789	1788-1789
1789-1790	1789-1790	1789-1790
1790-1791	1790-1791	1790-1791
1791-1792	1791-1792	1791-1792
1792-1793	1792-1793	1792-1793
1793-1794	1793-1794	1793-1794
1794-1795	1794-1795	1794-1795
1795-1796	1795-1796	1795-1796
1796-1797	1796-1797	1796-1797
1797-1798	1797-1798	1797-1798
1798-1799	1798-1799	1798-1799
1799-1800	1799-1800	1799-1800
1800-1801	1800-1801	1800-1801
1801-1802	1801-1802	1801-1802
1802-1803	1802-1803	1802-1803
1803-1804	1803-1804	1803-1804
1804-1805	1804-1805	1804-1805
1805-1806	1805-1806	1805-1806
1806-1807	1806-1807	1806-1807
1807-1808	1807-1808	1807-1808
1808-1809	1808-1809	1808-1809
1809-1810	1809-1810	1809-1810
1810-1811	1810-1811	1810-1811
1811-1812	1811-1812	1811-1812
1812-1813	1812-1813	1812-1813
1813-1814	1813-1814	1813-1814
1814-1815	1814-1815	1814-1815
1815-1816	1815-1816	1815-1816
1816-1817	1816-1817	1816-1817
1817-1818	1817-1818	1817-1818
1818-1819	1818-1819	1818-1819
1819-1820	1819-1820	1819-1820
1820-1821	1820-1821	1820-1821
1821-1822	1821-1822	1821-1822
1822-1823	1822-1823	1822-1823
1823-1824	1823-1824	1823-1824
1824-1825	1824-1825	1824-1825
1825-1826	1825-1826	1825-1826
1826-1827	1826-1827	1826-1827
1827-1828	1827-1828	1827-1828
1828-1829	1828-1829	1828-1829
1829-1830	1829-1830	1829-1830
1830-1831	1830-1831	1830-1831
1831-1832	1831-1832	1831-1832
1832-1833	1832-1833	1832-1833
1833-1834	1833-1834	1833-1834
1834-1835	1834-1835	1834-1835
1835-1836	1835-1836	1835-1836
1836-1837	1836-1837	1836-1837
1837-1838	1837-1838	1837-1838
1838-1839	1838-1839	1838-1839
1839-1840	1839-1840	1839-1840
1840-1841	1840-1841	1840-1841
1841-1842	1841-1842	1841-1842
1842-1843	1842-1843	1842-1843
1843-1844	1843-1844	1843-1844
1844-1845	1844-1845	1844-1845
1845-1846	1845-1846	1845-1846
1846-1847	1846-1847	1846-1847
1847-1848	1847-1848	1847-1848
1848-1849	1848-1849	1848-1849
1849-1850	1849-1850	1849-1850
1850-1851	1850-1851	1850-1851
1851-1852	1851-1852	1851-1852
1852-1853	1852-1853	1852-1853
1853-1854	1853-1854	1853-1854
1854-1855	1854-1855	1854-1855
1855-1856	1855-1856	1855-1856
1856-1857	1856-1857	1856-1857
1857-1858	1857-1858	1857-1858
1858-1859	1858-1859	1858-1859
1859-1860	1859-1860	1859-1860
1860-1861	1860-1861	1860-186

- To prevent damage from battery leakage and corrosion, remove the batteries when you are not going to use your Walkman for a long time.
- When you plug a cord into the DC IN 3 V jack (bottom), the internal batteries are automatically disconnected.
- When the sound becomes unstable, insert a new set of batteries.

You can connect the following external power sources through the DC IN 3 V jack (bottom). Only use the recommended accessories with your Walkman.

- House current using an AC-D2L AC power adaptor
- 12 V car battery using a DCC-70 car battery cord
- Two R20 (size D) batteries using an EBP-500B battery case

The illustration shows the polarity of DC IN 3 V jack. Only use power cords with the same polarity.



- Avoid exposure to temperature extremes, direct sunlight, moisture, sand, dust, or mechanical shock. Never leave the Walkman in a car parked in the sun.
- When the DRR switch is not turned automatically at the tape end the batteries are weak. Replace them with a new set of batteries.

- Avoid playing your WALKMAN at so loud a volume that extended play might affect your hearing.
- At a high volume, outside sounds may become inaudible. Avoid listening to your WALKMAN in situations where hearing must not be impaired: for example, while driving or cycling.
- If your earphones are of open-air design, sounds go out through them. Remember not to disturb those close to you.

- Prolonged use may contaminate the tape head. If sound drop-outs or excessive noise occurs, clean the head and tape path with alcohol.
- Clean your telephone plug periodically for optimum sound.
- Do not use alcohol, benzene, or thinner to clean the case.

If you have any question or problem concerning your Walkman, please consult your nearest Sony dealer.

## Backlog

1000

**Battery life**  
(Approximate hours)

	Playback	Radio
Sony Alkaline AM3 (N)	11 hrs.	50 hrs.
Sony SUM-3 (NS)	4 hrs.	30 hrs.

### Accessories supplied

### Optional accessories

Stereo headphones (1) Belt clip (1)  
AC power adaptor AC-D2L  
Car battery cord DCC-70  
Battery case EBP-500B  
Stereo active  
Speaker system SRS-37, SRS-67


Your dealer may not handle some of the above listed accessories. Please ask the dealer for detailed information.

Design and specifications subject to change without notice

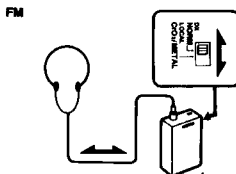
Dolby noise reduction manufactured under license from Dolby Laboratories Licensing Corporation.

"DOLBY" and the double-D symbol  are trademarks of Dolby Laboratories Licensing Corporation. (WM-FX36)

— wear the Walkman on a belt.

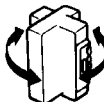


- Improve radio reception.



Extend the headphone cord or adjust the DX/LOCAL selector.

AM



### Rotate the Walkman

— clean the parts shown periodically.



- run the Walkman for a few minutes before inserting a cassette if it has not been used for a long time.
- remove a cassette having a metallic shell or labels if interference in radio reception occurs.

- the use of cassettes longer than 90 minutes

## LIMITED WARRANTY

SONY CORPORATION OF AMERICA ("SONY") warrants the product against defects in material or workmanship, as follows:

1. For a period of 90 days from the date of purchase, SONY will pay the labor charges of your SONY authorized service facility to repair the defective product. After this 90-day period, you must pay for all labor charges.

**Label and Parts**  
To obtain warranty service during the initial 90-day period, you must take the product, or deliver

the product shipped, to a SONY authorized service facility.  
**Page Only**

During the remainder of this warranty period, any defective part will be replaced if it is taken, or delivered, sought, to a BONY service center. Labor for removal and installation is available from your BONY authorized service facility or BONY service center, at your expense.

This warranty does not cover cosmetic damage, and damage due to acts of God, accidents, misuse, abuse or negligence on the part of the user. See also the return. This warranty is void outside the United States.

**Proof of purchase in the form of a bill of sale or recognized invoice which is evidence that the unit is within the warranty period must be presented to obtain warranty service.**

REPAIR OR REPLACEMENT AS PROVIDED UNDER THIS WARRANTY IS THE EXCLUSIVE REMEDY OF THE CONSUMER. SONY SHALL NOT BE LIABLE FOR ANY INCIDENTAL OR CONSEQUENTIAL DAMAGES FOR BREACH OF ANY EXPRESS OR IMPLIED WARRANTY ON THIS PRODUCT. EXCEPT FOR SUCH EXPRESS WARRANTIES, ANY OTHER IMPLIED WARRANTIES, OF

WARRANTY TO THE EXTENT PROVIDED BY APPLICABLE LAW, AND ANY IMPLIED WARRANTY OF MERCHANTABILITY OR FITNESS FOR A PARTICULAR PURPOSE ON THIS PRODUCT IS LIMITED IN DURATION TO THE DURATION OF THIS WARRANTY.

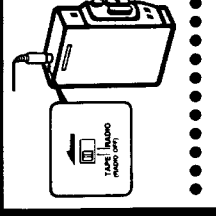
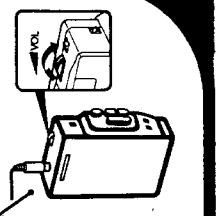
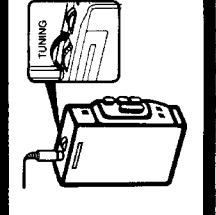
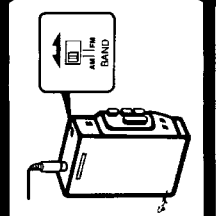
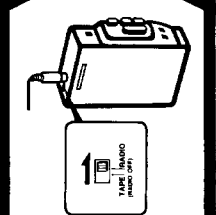

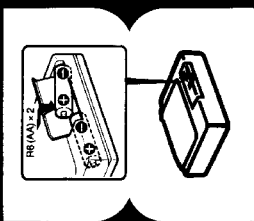

Some states do not allow the exclusion or limitation of incidental or consequential damages, so these limitations or exclusions may not apply to you. In addition, if you enter into a service contract with the Sony Partnership or within 90 days of the date of sale, the limitation on how long an implied warranty lasts does not apply to you. This warranty does not cover used items, and you may also have other rights.

For your convenience, Berry Corporation of America has established the Customer Information Center to supply you with product or service information.

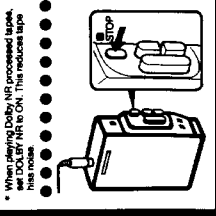
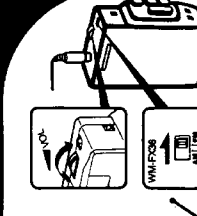
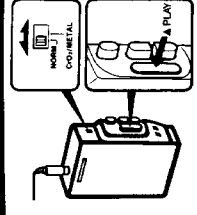
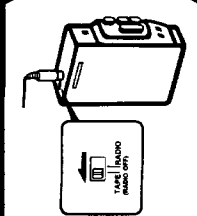
201-830-SONY (7668)  
714-621-SONY (7668)  
708-230-SONY (7668)

Sony Customer Information Center  
Sony Drive, Mail Drop #T111  
Park Ridge, NJ 07656  
**SONY CORPORATION OF AMERICA**

Sorry Drive, Park Ridge, New Jersey 07656



**MEGA BASS**  
2X BASS EXPANSION CIRCUIT  
For heavy and powerful sound



\* When playing Dolby NR processed tapes, set DOLBY NR to ON. This reduces tape hiss noise.

