



KONICA MINOLTA

MAXXUM

System Accessories

*The most comprehensive lineup of advanced
AF-SLR lenses and accessories.*



Konica Minolta Photo Imaging, Inc.
Shinjuku Nomura Bldg., 1-26-2 Nishishinjuku, Shinjuku-ku, Tokyo 163-0512, Japan

This brochure is printed with soy ink for environmental preservation.
©2004 Konica Minolta Photo Imaging, Inc. 9242-4510-86 0409(MC-E)-F1 Printed in Japan

<http://konicaminolta.com>

The essentials of imaging

TAKE YOUR BEST SHOT, WITH THE MINOLTA MAXXUM SYSTEM



MAXXUM

System Accessories

The Maxxum System features Konica Minolta's most innovative optical technology in a full range of exceptional lenses and accessories. Each is designed for optimum power, flexibility and compactness, to further expand your photographic horizons.

AF Wideangle Lenses

AF Wideangle Lenses offer an increased depth-of-field perspective not possible with the human eye. They are ideal for photographing large group shots, landscapes or architecture.

CIR



AF 28 mm f/2

With a large maximum aperture of f/2, this wideangle lens is the perfect choice for high-speed photography and when working in dark situations.

•Maximum Close Focus: 1 foot (0.3 m) •Maximum Magnification: 13/100 life-size



AF 16 mm f/2.8 Fisheye

This fisheye lens covers a full 180 degrees view, from corner to corner of the picture. Four filters (normal, 056, FLW, B12) are built in.

•Maximum Close Focus: 5/8 feet (0.2 m) •Maximum Magnification: 3/20 life-size



AF 28 mm f/2.8

One of the most popular lightweight wide-angle lenses, featuring a compact design for ideal portability and mobility. Equipped with a built-in hood.

•Maximum Close Focus: 1 foot (0.3 m) •Maximum Magnification: 13/100 life-size

CIR



AF 20 mm f/2.8

This ultra-wideangle lens has a rear-focusing floating optical system that ensures quick, precise autofocus and virtually eliminates close-focus aberrations. Its seven-blade aperture produces a circular opening to provide round, natural background highlights.

•Maximum Close Focus: 13/16 feet (0.25 m) •Maximum Magnification: 13/100 life-size

G ASP CIR



AF 35 mm f/1.4 G

This lens features a large maximum aperture that produces exceptionally bright viewfinder images. And its aspherical element and rear-focusing system contribute to the superb sharpness and high contrast of the lens.

•Maximum Close Focus: 1 foot (0.3 m) •Maximum Magnification: 1/50 life-size

CIR



AF 24 mm f/2.8

Compact and lightweight, this ultra-wideangle lens provides fast and precise autofocus while virtually eliminating close-focus aberrations with a rear-focusing floating optical system. The seven-blade aperture provides round, natural-looking highlights with its circular opening.

•Maximum Close Focus: 13/16 feet (0.25 m) •Maximum Magnification: 4/25 life-size

AF Standard Lenses

AF Standard Lenses were designed to closely duplicate the natural angle of the human eye. Their versatility, wide-angle coverage, and unmatched cost performance make them the most popular lenses used.



AF 50mm f/1.4

CIR



AF 50 mm f/1.4

With a bright f/1.4 aperture lens, this is the most popular standard lens used.

•Maximum Close Focus: 1-1/2 feet (0.45 m) •Maximum Magnification: 3/20 life-size



AF 50 mm f/1.7

A standard lens with outstanding cost performance for a wide range of situations. Built-in hood.

•Maximum Close Focus: 1-1/2 feet (0.45 m) •Maximum Magnification: 3/20 life-size

AF Telephoto Lenses

Commonly used for sports photography and portraits, AF Telephoto Lenses help isolate your subject while affording you greater shooting distance from your subject.

(D) indicates the distance encoder system. When attached to the Maxxum 7D, 7, 70, 5, 50, 4 or 3, the D lens makes features such as ADI (Advance Distance Integration) flash metering possible with Maxxum Flash 5600 HS(D), 3600 HS(D) and 2500(D), as well as with each respective camera's built-in flash.

G CIR



AF 85 mm f/1.4 G(D)

This new versatile lens offers superior and simple focusing operation due to a wider focusing ring, a non-rotating focusing ring while in AF, and a focus-hold button. It's highly effective for portrait and indoor photography. The lens has a circular aperture and features the floating focusing system to give you beautiful defocused images as well as high-resolution images.

•Maximum Close Focus: 2-13/16 feet (0.85 m) •Maximum Magnification: 16/125 life-size

CIR



AF 100 mm f/2.8 SOFT FOCUS

This unique lens sharply autofocuses your subject and provides a soft surrounding effect. This softening effect can be chosen at or between three settings. When the soft effect is set to "0," it can be used as a normal 100mm lens. It features a circular aperture for a more natural-looking background.

•Maximum Close Focus: 2-5/8 feet (0.8 m) •Maximum Magnification: 17/100 life-size

CIR



STF 135 mm f/2.8 [T4.5]*

The lens construction includes an apodization filter to achieve a natural shift from focused to defocused areas. As a result, the original outline of the subject remains clear, the images are provided with depth, and the subject is visually outstanding. The lens is also designed to minimize aberrations that deteriorate defocused image areas.

•Maximum Close Focus: 2-7/8 feet (0.87 m) •Maximum Magnification: 1/4 life-size

*The T-number shows the brightness of light which actually passes through the lens and is collected onto the film. It is used instead of the F-number when using an STF lens.
*Exclusive for manual focus use.

G AD



AF 200 mm f/2.8 Apo G

This compact mid-telephoto lens uses AD (Anomalous-Dispersion) glass elements which provide apochromatic correction for top-quality images. In addition, its large maximum aperture enables shooting in low-light situations and its inner autofocus element provides fast, precise focus adjustment. A focus-hold button is conveniently located on the side of the lens barrel, and adjusting the focusing range is easily done using the focusing range ring.

•Maximum Close Focus: 4-15/16 feet (1.5 m) •Maximum Magnification: 4/25 life-size

G AD



AF 300 mm f/2.8 Apo G

Uses AD (Anomalous-Dispersion) glass elements which provide apochromatic correction for top-quality images. Its large maximum aperture enables shooting in low-light situations and its inner autofocus element provides fast, precise focus adjustment. A focus-hold button is conveniently located on the side of the lens barrel, and adjusting the focusing range is easily done using the focusing range ring.

•Maximum Close Focus: 8-3/16 feet (2.5 m) •Maximum Magnification: 7/50 life-size

G SSM AD CIR



AF 300mm f/2.8 Apo G (D) SSM

This versatile and durable telephoto lens employs new ultra-smooth and ultra-quiet supersonic-wave motor technology for superior AF operation. 3 AD (anomalous dispersion) lenses, which bring outstanding sharpness to focused images, are incorporated. A circular aperture (9 aperture blades) is featured to give you smooth defocused images from the lens' widest aperture setting. This lens also has the shortest minimum focus distance in its class. Plus, you get Direct Manual Focus, a Focus Range Limiter, 4-Focus hold buttons and a Prefocus function, for greater overall telephoto lens performance.

Autofocus cannot be used with the camera models introduced before the Maxxum 7 (excluding the updated Maxxum 9).

Available functions depend on lens and body combination.

•Maximum Close Focus: 6-9/16 feet (2 m) •Maximum Magnification: 9/50 life-size

G AD CIR



AF 300 mm f/4 Apo G

This telephoto lens uses two AD (Anomalous-Dispersion) glass elements to provide apochromatic correction for high quality images. Its circular aperture provides a natural-looking background, while its internal focusing system assures you of high-speed autofocus.

•Maximum Close Focus: 8-3/16 feet (2.5 m) •Maximum Magnification: 7/50 life-size

G AD CIR



AF 400 mm f/4.5 Apo G

Two AD (Anomalous-Dispersion) glass elements on this lens correct chromatic aberrations. Its circular aperture gives you a natural-looking background, and the focus-hold button and focusing range ring improve speed-shooting performance.

•Maximum Close Focus: 9-13/16 feet (3.0 m) •Maximum Magnification: 3/20 life-size



AF Reflex 500 mm f/8

The world's first compact and lightweight autofocus reflex-type telephoto lens. A convenient built-in focus-hold button is located on the side of the lens barrel for quick and sure operation. It can also be used on the Maxxum 3000i, 9000, 7000, and 5000 in manual-focusing mode (autofocusing and focus indicator will not function).

•Maximum Close Focus: 13-1/8 feet (4.0 m) •Maximum Magnification: 13/100 life-size

G AD



AF 600 mm f/4 Apo G

A large aperture, extreme-telephoto lens with an internal focusing design for outstanding telephoto effects. This lens uses AD (Anomalous-Dispersion) glass to reduce chromatic aberration to a level that places it in the distinguished "apochromat" class. A focus-hold button is conveniently located on the side of the lens barrel, and adjusting the focusing range is made possible by using the focusing range ring.

•Maximum Close Focus: 19-11/16 feet (6.0 m) •Maximum Magnification: 11/100 life-size



AF 1.4X Tele Converter Apo (D)



AF 2X Tele Converter Apo (D)

AF 1.4X Tele Converter Apo (D)

AF 2X Tele Converter Apo (D)

These new high-performance tele converters effectively extend the focal length of high-speed lenses, including SSM lenses, by 1.4X / 2X without compromising the quality of the master lens. The following is a list of compatible lenses: 300mm f/2.8 Apo G (D) SSM^{*1}, 70-200mm f/2.8 Apo G (D) SSM^{*1}, 200mm f/2.8 Apo G, 300mm f/2.8 Apo G, 300mm f/4 Apo G^{*2}, 400mm f/4.5 Apo G^{*2}, 600mm f/4 Apo G^{*2}, 200mm f/4 Macro Apo G^{*3}, and STF 135mm f/2.8 [T.4.5]^{*3}.

^{*1} With the combination of these tele converter and camera models introduced before the Maxxum 7 (excluding the updated Maxxum 9), only manual focus is available.

^{*2} When attached to the AF 2X Tele Converter Apo (D), only manual focus can be activated.

^{*3} When these tele converters are combined, only manual focus is available.

AF Macro Lenses

AF Macro Lenses are for people who enjoy close-up photography. These lenses allow you to take life-size pictures without having to use additional equipment, thus offering a new world of photographic possibilities.

(D) indicates the distance encoder system. When attached to the Maxxum 7D, 7, 70, 5, 50, 4 or 3, the D lens makes features such as ADI (Advance Distance Integration) flash metering possible with Maxxum Flash 5600 HS(D), 3600 HS(D) and 2500(D), as well as with each respective camera's built-in flash.

CIR



AF 50 mm f/2.8 Macro (D)

This standard Macro lens comes with a double-floating element focusing design, and focuses from infinity to a 1:1 magnification ratio without the aid of attachments. The seven-blade circular aperture produces a softer, more natural-looking background. A focus-hold button and focus-range limiter enhance focusing operations.

•Maximum Close Focus: 5/8 feet (0.2 m) •Maximum Magnification: 1/1 life-size

CIR



AF 50 mm f/3.5 Macro

Compact and lightweight, this lens features a floating element focusing design that virtually eliminates aberrations in close-focus situations. This lens allows you to focus from infinity to a 1:2 magnification ratio.

•Maximum Close Focus: 3/4 feet (0.23 m) •Maximum Magnification: 1/2 life-size

AD



AF 100 mm f/2.8 Macro (D)

This new medium telephoto Macro lens is capable of continuous shooting from infinity to 1:1 magnification ratio without the aid of attachments. The advanced focus ring has been widened and will not rotate while in AF. The lens is equipped with a focus-hold button and focus-range limiter for reduced focusing time and improved operation. Plus, it has a circular aperture, and utilizes a double-floating element focusing design. It is ideal for macro shots of foliage, small wildlife, portraits and scenic photography.

•Maximum Close Focus: 1.2 feet (0.35 m) •Maximum Magnification: 1/1 life-size



AF 100 mm f/2.8 Macro (D)

AD CIR



AF 200 mm f/4 Macro Apo G

The 200mm Telephoto Macro lens can focus from infinity to a 1:1 magnification ratio using no attachments. Excellent contrast is achieved by use of AD (Anomalous-Dispersion) glass. And the circular aperture provides a pleasing, natural defocusing effect. Comprehensive and absolute focus control is obtained with a detachable tripod-mounting collar, focus-hold button and a focus range-limiter. Moreover, the focusing ring is automatically deactivated while the camera is in AF mode.

•Maximum Close Focus: 1-5/8 feet (0.5m) •Maximum Magnification: 1/1 life-size

AF Zoom Lenses

Less is more with Konica Minolta AF Zoom Lenses. Compact and lightweight, plus the flexible and high performance characteristics of several lenses in one.

(D) indicates the distance encoder system. When attached to the Maxxum 7D, 7, 70, 5, 50, 4 or 3, the D lens makes features such as ADI (Advance Distance Integration) flash metering possible with Maxxum Flash 5600 HS(D), 3600 HS(D) and 2500(D), as well as with each respective camera's built-in flash.



AF Macro Zoom 3X-1X f/1.7-2.8

This is the world's first and only AF lens able to operate in the 3X to 1X magnification range. It also provides motorized zooming and framing for quick set-up.

AD ASP CIR



NEW

AF 17-35mm f/2.8-4 (D)

This compact and lightweight 2X zoom covers a wide-angle range from 17 to 35mm. It features a maximum aperture of f/2.8, a short minimum focus distance of 30cm, and a circular aperture (7 aperture blades).

•Maximum Close Focus: 1 foot (0.3m) •Magnification: 1/5.4 life-size

G AD ASP



AF 17-35 mm f/3.5 G

This flexible zoom gives you the freedom to compose in the super-wide angle ranges as close as 0.3 meters to your subject. With aspherical lenses and Anomalous-Dispersion (AD) glass you can be assured of sharp, distortion-free images throughout the field - even at maximum wide angle at full-open aperture.

•Maximum Close Focus: 1 foot (0.3 m) •Maximum Magnification: 17/100 life-size

ASP



AF 20-35 mm f/3.5-4.5

With this ultra-wide angle zoom lens, you can capture landscapes, architecture, or interior photography in narrow rooms. Aspherical elements within the lens let you take high-quality pictures, while keeping it light and compact.

•Maximum Close Focus: 1-5/8 feet (0.5 m) •Maximum Magnification: 2/25 life-size

G ASP CIR



AF 28-70 mm f/2.8 G

This lens allows you to use a maximum aperture of f/2.8 at any focal length from 28 to 70mm. It also has a nine-bladed circular aperture that produces rounded, more natural background highlights, in addition to a moving mask that blocks flare-causing light at any focal length.

•Maximum Close Focus: 2-13/16 feet (0.85 m) •Maximum Magnification: 9/100 life-size

ASP CIR



AF 24-85 mm f/3.5-4.5

This lens provides high image quality by using two compound aspherical elements to reduce aberrations common at wide focal lengths. Its wide 3.5X zoom range includes an ultra-wide 24mm focal length.

•Maximum Close Focus: 1-5/8 feet (0.5 m)
•Maximum Magnification: 17/100 life-size

AD ASP CIR



NEW

AF 28-75mm f/2.8 (D)

The AF 28-75mm f/2.8 (D) lens gives you a great performance with a portable body. It employs a maximum aperture of f/2.8 at any focal length between 28 to 75mm. This lens also delivers a short minimum focus distance of 33cm at any focal length.

•Maximum Close Focus: 1.1 feet (0.33m) •Magnification: 1/3.9 life-size

ASP CIR



AF 24-105 mm f/3.5-4.5 (D)

This ultra-compact standard 4.3X zoom lens covers a range from 24mm wide angle to 105mm medium telephoto. Its widened focusing ring will not rotate while in AF. And the lens features a circular aperture and aspherical lenses for clear and vivid images, as well as beautiful defocusing effects.

•Maximum Close Focus: 1-5/8 feet (0.5 m) •Maximum Magnification: 182/1000 life-size

ASP CIR



AF 28-80 mm f/3.5-5.6 (D) (Also available in black)

By using three, double-sided, aspherical lenses, you can now get an incredibly accurate image from an ultra-small, ultra-light standard zoom lens. This lens provides excellent macro capabilities, and by using a circular aperture, it also produces an attractive defocused image description.

•Maximum Close Focus: 1-5/16 feet (0.4 m) •Maximum Magnification: 10/41 life-size

ASP CIR



AF 28-100mm f/3.5-5.6 (D)

(Also available in black)

This compact and lightweight 3.5X standard zoom lens covers from a wide-angle focal length of 28mm to a telephoto focal length of 100mm. It delivers high image quality by employing a single aspheric element, as well as a circular aperture for attractive defocused images.

•Maximum Close Focus: 1-9/16 feet (0.48 m) •Maximum Magnification: 1/4 life-size



AF 35-80 mm f/4-5.6 II (Also available in black)

Though slim, this standard 2.3X zoom delivers excellent picture quality. This lens is suitable for simple snapshots, vacation photos, as well as portraits with high definition.

•Maximum Close Focus: 1-1/4 feet (0.38 m) •Maximum Magnification: 13/50 life-size

G SSM AD CIR



AF 70-200mm f/2.8 Apo G (D) SSM

This lens uses 4 high-quality AD (anomalous dispersion) lenses that deliver outstanding sharpness to focused images. A circular aperture (9 aperture blades) is featured to give you smooth defocused images from the lens' widest aperture setting. This new lens also delivers the shortest minimum focus distance in its class. You get Direct Manual Focus as well as a Focus Range Limiter and 3-Focus hold buttons for greater control. What's more, its Supersonic Wave Motor guarantees you'll receive smooth, quiet AF operation.

Autofocus cannot be used with the camera models introduced before the Maxxum 7 (excluding the updated Maxxum 9). Available functions depend on lens and body combination.

•Maximum Close Focus: 3-15/16 feet (1.2 m)
•Maximum Magnification: 21/100 life-size



AF 70-210 mm f/4.5-5.6 II

Our unique double-telephoto design makes this lens extremely compact and lightweight. It is ideal for portraits and travel shots.

•Maximum Close Focus: 3-5/8 feet (1.1 m) •Maximum Magnification: 13/50 life-size

CIR



AF 75-300 mm f/4.5-5.6 (D)

(Also available in black)

This 4X zoom lens offers extremely wide coverage from short telephoto to full 300mm telephoto with image quality. It also utilizes a circular aperture for beautiful image definition.

•Maximum Close Focus: 4-15/16 feet (1.5 m) •Maximum Magnification: 1/4 life-size



AF 80-200mm f/2.8 Apo G

AD CIR



AF 100–300 mm f/4.5–5.6 Apo (D)

This lightweight and compact 3X telephoto zoom lens has a circular aperture and two AD (Anomalous-Dispersion) glass elements to correct chromatic aberrations. It delivers defocusing effects and photographic results that feature remarkable high contrast and high resolution. The advanced focus ring has been widened and will not rotate while in AF. The lens is equipped with a focus-hold button and focus-range limiter for reduced focusing time and improved operation.

•Maximum Close Focus: 4-15/16 feet (1.5 m) •Maximum Magnification: 6/25 life-size

AD CIR



AF 100-400 mm f/4.5-6.7 Apo

This ultra-telephoto features a light and compact 400mm zoom lens with wide-ranging 4X zoom. Two AD (Anomalous-Dispersion) glass elements correct chromatic aberrations, and the circular aperture provides natural-looking backgrounds.

•Maximum Close Focus: 6-9/16 feet (2.0 m) •Maximum Magnification: 1/4 life-size

G G-Series Lenses **SSM** SSM Lenses **AD** AD Glass
ASP Aspherical Lens **CIR** Circular 7- or 9 -Blade Aperture

Lens Technology

G G-Series Lenses

G-Series AF lenses stand out for the distinctive level of image quality and photographic performance they provide serious photographers. Circular aperture design, double-floating and floating focusing systems, AD (Anomalous Dispersion) glass, aspherical lens elements and a focus-hold button, are advanced G-Series design features that help produce a unique soft and natural defocusing effect, as well as enabling you to take truly high quality photos with the sharpness and vividness you expect.

SSM SSM (Supersonic-wave Motor) Lenses

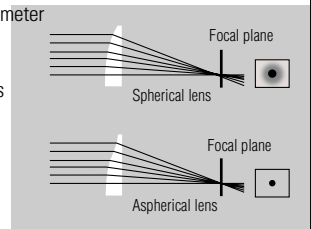
The supersonic-wave motor uses the nature of piezo-electric element, which changes shape when voltage is applied. Compared to conventional DC motors, the supersonic-wave motor has characteristics that fit the lens drive, such as producing high torque from slow rotation and providing quick start and stop responses. By employing this motor, the SSM lenses provide ultra-quiet, ultra-smooth and superior AF operation.

AD AD Glass

AD (Anomalous Dispersion) glass decreases chromatic aberration more than normal optical glass, to prevent a decrease in resolving power which occurs when the focal length increases. The unique AD glass developed by Konica Minolta enables vivid reproductions when using large diameter telephoto lenses and telephoto zoom lenses.

ASP Aspherical Lens

Konica Minolta retains a distinct advantage in the use of aspherical optics. With ordinary spherical lenses, the focal point varies according to whether the incident light passes through the central or peripheral part of the lens, thus producing spherical aberration. While perfect compensation has never been achieved, and is particularly difficult to compensate for in large diameter lenses, decreasing the lens curve or combining dispersion lenses are methods commonly used in an attempt to compensate for spherical aberration. Konica Minolta's aspherical lenses are developed not only to correct spherical aberration in large diameter lenses, but also to take high contrast images with less blotting effects while in the largest aperture. Konica Minolta's aspherical lenses are effective in correcting distortion while using wide and standard zooms. What's more, the use of aspherical lenses decreases the total number of lenses required to produce a complete lens. This technology has enabled Konica Minolta to create more compact lenses.



Spherical aberration of spherical lenses and corrected images using aspherical lenses.

CIR Circular 7- or 9 - Blade Aperture

The closer the aperture shape is to becoming a perfect circle, the more beautiful your defocused effect will be. That's why Konica Minolta's specially-designed aperture blades produce a circular opening from their widest setting down 1.5 steps to help smooth a scene's out-of-focus areas. When you take a picture with sunlight shining through foliage, a picture at sunset or a picture of neon lights, the source of the light can be defocused beautifully. The number of aperture blades must be maximized to make the aperture as perfectly circular as possible. Conversely, each blade can be curved to produce a circular aperture, and thus a desired defocusing effect.


Angle Of View

Standards, Telephotos, Wideangles, Macros and Zooms. They change the way your camera sees a scene. They provide you with the right degree of coverage for each photographic situation.

16 mm	180°	20 mm	94°	24 mm	84°	28 mm	75°
WIDEANGLE							
							
35 mm	63°	50 mm	47°	85 mm	28°30'	100 mm	24°
STANDARD				MIDDLE TELEPHOTO			
							
135 mm	18°	200 mm	12°30'	300 mm	8°10'	600 mm	4°10'
TELEPHOTO							
							

Perspective

Your lens choice affects the size, position and importance of a picture's subjects in relation to each other. The wider your wide angle lens is, the larger the difference in size your subject's foreground and background will be. Further, the larger the telephoto lens used, the more your foreground and background will overlap.



Depth-Of-Field

The choice of lens influences the area of sharp focus in front of, and/or behind the main subject. The wider your aperture, the shallower your depth-of-field will be. This will allow you to further defocus your background. What's more, the narrower your aperture, the deeper your depth-of-field will be. This enables you to capture a clear shot of your subject, as well as your background.



AF Lens Specifications

G * designates Konica Minolta's exclusive G-Lens Series.
(D) indicates the distance encoder system. When attached to the Maxxum 7D, 7, 70, 5, 50, 4 or 3, the D lens makes features such as ADI (Advance Distance Integration) flash metering possible with Maxxum Flash 5600 HS(D), 3600 HS(D) and 2500(D), as well as with each respective camera's built-in flash.

Lens	Elements/Groups	Angle of View	Minimum Focus	Minimum Aperture	Filter (dia.)	Dimensions (dia. x length)	Weight	Lens	Elements/Groups	Angle of View	Minimum Focus	Minimum Aperture	Filter (dia.)	Dimensions (dia. x length)	Weight
AF 16/2.8 Fisheye	11/8	180°	0.7 feet	f/22	integral	2-15/16 x 2-5/8 inches.	14-1/8 ounces.	AF 50/2.8 Macro (D)	7/6	47°	0.65 feet	f/32	55 mm	2-13/16 x 2-3/8 inches.	10-3/8 ounces.
AF 20/2.8	10/9	94°	0.8 feet	f/22	72 mm	3-1/16 x 2-1/8 inches.	10 ounces.	AF 50/3.5 Macro	5/5	47°	0.7 feet	f/32	55 mm	2-5/8 x 2-3/16 inches.	7 ounces.
AF 24/2.8	8/8	84°	0.8 feet	f/22	55 mm	2-9/16 x 1-3/4 inches.	7-9/16 ounces.	AF 100/2.8 Macro (D)	8/8	24°	1.2 feet	f/32	55 mm	2-15/16 x 3-7/8 inches.	18 ounces.
AF 28/2	9/9	75°	1 foot	f/22	55 mm	2-5/8 x 1-15/16 inches.	10-1/16 ounces.	AF 200/4 Macro Apo G	13/8	12°30'	1.64 feet	f/32	72 mm	3-1/8 x 7-11/16 inches.	40-3/16 ounces.
AF 28/2.8	5/5	75°	1 foot	f/22	49 mm	2-9/16 x 1-11/16 inches.	6-1/2 ounces.	AF Macro Zoom 3X-1X/1.7-2.8	7/5	3X: 8 x 12 mm ⁽¹⁾ 1X: 24 x 36 mm ⁽¹⁾	Working Distance 3X: 1.0 in., 1X: 1.6 in.	3X: f/16, 1X: f/27	—	3-3/8 x 4-5/8 x 3-3/4 ⁽²⁾ inches.	38-13/16 ounces.
AF 35/1.4 G	10/8	63°	1 foot	f/22	55 mm	2-11/16 x 3 inches.	16-9/16 ounces.	NEW AF 17-35/2.8-4 (D)	14/11	104°-63°	1 foot	f/22-32	77 mm	3-1/4 x 3-1/2 inches.	15-3/16 ounces.
AF 50/1.4	7/6	47°	1.5 feet	f/22	55 mm	2-9/16 x 1-11/16 inches.	8-5/16 ounces.	AF 17-35/3.5 G	15/12	104°-63°	1 foot	f/22	77 mm	3-1/4 x 3-9/16 inches.	21-3/16 ounces.
AF 50/1.7	6/5	47°	1.5 feet	f/22	49 mm	2-5/8 x 1-9/16 inches.	6 ounces.	AF 20-35/3.5-4.5	13/11	94°-63°	1.6 feet	f/22-27	72 mm	3-1/16 x 2-3/4 inches.	11-7/16 ounces.
AF 85/1.4 G (D)	7/6	28.5°	2.8 feet	f/22	72 mm	3-3/16 x 2-7/8 inches.	19-3/4 ounces.	AF 24-85/3.5-4.5	14/12	84°-29°	1.6 feet	f/22-27	62 mm	2-5/8 x 2-7/8 inches.	14-5/8 ounces.
AF 100/2.8 SOFT FOCUS	7/7	24°	2.62 feet	f/32	55 mm	2-13/16 x 3-1/16 inches.	15-1/2 ounces.	AF 24-105/3.5-4.5 (D)	12/11	84°-23°	1.6 feet	f/22-27	62 mm	2-13/16 x 2-11/16 inches.	13-15/16 ounces.
STF 135/2.8 [T4.5] ⁽⁵⁾	8/6	18°	2.85 feet	f/2.8 [T4.5]-31 (T32)	72 mm	3-1/8 x 3-7/8 inches.	25-3/4 ounces.	AF 28-70/2.8 G	16/11	75°-34°	2.8 feet	f/22	72 mm	3-1/4 x 4-1/2 inches.	30 ounces.
AF 200/2.8 Apo G	8/7	12°30'	4.9 feet	f/32	72 mm	3-3/8 x 5-1/4 inches.	27-7/8 ounces.	NEW AF 28-75/2.8 (D)	16/14	75°-32°	1.1 feet	f/32	67 mm	2-7/8 x 3-11/16 inches.	18 ounces.
AF 300/2.8 Apo G	11/9	8°10'	8.2 feet	f/32	integral	5-1/16 x 9-3/8 inches.	87-1/2 ounces.	AF 28-80/3.5-5.6 (D)	8/7	75°-30°	1.31 feet	f/22-38	55 mm	2-1/2 x 2-11/16 inches.	6-11/16 ounces.
AF 300/2.8 Apo G (D) SSM ⁽⁷⁾	13/12	8°10'	6.6 feet	f/32	integral	4-13/16 x 9-9/16 inches.	81-1/2 ounces.	AF 28-100/3.5-5.6 (D)	10/8	75°-24°	1.6 feet	f/22-38	55 mm	2-5/8 x 3-1/16 inches.	8-7/16 ounces.
AF 300/4 Apo G	9/7	8°10'	8.2 feet	f/32	42 mm	3-9/16 x 8-11/16 inches.	49-3/4 ounces.	AF 35-80/4-5.6 II	8/8	63°-30°	1.2 feet	f/22-32	49 mm	2-1/2 x 2-5/8 inches.	5-5/16 ounces.
AF 400/4.5 Apo G	9/7	6°10'	9.8 feet	f/32	integral	4-5/16 x 10-13/16 inches.	67-3/4 ounces.	AF 70-200/2.8 Apo G (D) SSM ⁽⁷⁾	19/16	34°-12°30'	4.0 feet	f/32	77 mm	3-7/16 x 7-3/4 inches.	47-1/4 ounces.
AF Reflex 500/8 ⁽⁶⁾	7/5	5°	13 feet	—	integral	3-1/8 x 4-5/8 inches.	23-7/16 ounces.	AF 70-210/4.5-5.6 II	10/10	34°-12°	3.6 feet	f/22-27	49 mm	2-3/4 x 3-11/16 inches.	11-5/16 ounces.
AF 600/4 Apo G	10/9	4°10'	20 feet	f/32	integral	6-5/8 x 17-11/16 inches.	194 ounces.	AF 75-300/4.5-5.6 (D)	13/10	32°-8°10'	4.9 feet	f/32-38	55 mm	2-13/16 x 4-13/16 inches.	16-1/4 ounces.
AF 1.4X Tele Converter Apo (D) ⁽³⁾	5/4	—	—	—	—	2-1/2 x 13/16 inches.	6 ounces.	AF 100-300/4.5-5.6 Apo (D)	11/10	24°-8.2°	4.9 feet	f/32-38	55 mm	2-7/8 x 4 inches.	17-1/8 ounces.
AF 2X Tele Converter Apo (D) ⁽⁴⁾	6/5	—	—	—	—	2-1/2 x 1-11/16 inches.	7-1/16 ounces.	AF 100-400/4.5-6.7 Apo	14/11	24°-6°10'	6.6 feet	f/32-45	72 mm	3-1/8 x 5-7/8 inches.	29-5/8 ounces.

(1) Size of image that fills the film plane.
(2) W x D x H.
(3)(4) For use with AF 300/2.8 Apo G (D) SSM^(*), AF 70-200/2.8 Apo G (D) SSM^(*), AF 200/2.8 Apo G, AF 300/2.8 Apo G, AF 300/4 Apo G^(*), AF 400/4.5 Apo G^(*), AF 600/4 Apo G^(*), AF 200/4 Macro Apo G^(*), and STF 135/2.8 [T4.5]^(*) lenses only.
Autofocus can't be used in the following combinations:
• AF 1.4X / AF 2X Tele Converter Apo (D), lenses displaying this sign ^(*) and camera models introduced before Maxxum 7 (excluding the up-dated Maxxum 9).
• AF 2X Tele Converter Apo (D) and lenses displaying this sign ^(*).
• AF 1.4X / AF 2X Tele Converter Apo (D) and lenses displaying this sign ^(*).
(5) Manual focus only.
(6) When attached to the 3000i, 9000, 7000 and 5000, neither AF nor Focus Indicator can be used. Focusing must be manual.
(7) Autofocus cannot be used in the following combinations:
• With the camera models introduced before the Maxxum 7 (excluding the updated Maxxum 9).
• With the former tele converters AF 1.4X Tele Converter II Apo / AF 2X Tele Converter II Apo.

Notice: When used with si- and xi-Series cameras, all AF lenses can be operated in either autofocus or manual focus mode. Expert Autozoom features cannot be used.

- The above specifications are determined based on Konica Minolta test standards.
- The specifications are based on the information available at the time of printing and are subject to change without notification.
- The color of the products shown may differ slightly from the actual units due to the printing process.

Flashes

The versatility and flexibility of Konica Minolta's flash systems offer you a multitude of creative options. Experiment with light and shade using the high performance Maxxum Flash 5600HS(D)/3600HS(D), or the compact and highly capable Maxxum Flash 2500(D).

(D) indicates the distance encoder system. It makes features such as ADI (Advanced Distance Integration) flash metering with the Maxxum 7D, 7, 70, 5, 50, 4, 3, and D lenses, as well as DiMAGE A2, A1, 7Hi, 7i, 7 and 5.




Maxxum Flash 5600HS(D)

This newly-developed high powered flash enhances your indoor and night photographs. It offers a maximum guide number of 183-3/4 feet (56 in meters) at 85mm and ISO 100. And it aligns to all speeds of the high-speed shutter. This, coupled with its compact design, increases its effectiveness and versatility as a System Accessory.

•Operability

The innovative bounce flash head conveniently tilts 10 degrees downward, 90 degrees upward 90 degrees clockwise and 180 degrees counter-clockwise for optimum freedom in composing your images.

0-90° upward
10° downward



90° clockwise
180° counter-clockwise



0-90° upward



Maxxum Flash 3600HS(D)

New and improved features take the Maxxum Flash 3600HS(D) to another level in lighting photography simplicity. This unit provides the maximum guide number of 118-1/8 in feet (36 in meters) at 85mm and ISO 100. It offers high-speed synchronization in all shutter speeds. And it is equipped with a built-in auxiliary light. It boasts improved flash-metering performance that reduces or eliminates the effects of background conditions, all from an ultra-compact body.



Maxxum Flash 2500(D)

Introducing the newest member of the Maxxum flash family — the progressive Maxxum Flash 2500(D) with a guide number of 82 in feet (25 in meters) at ISO 100. It provides flash coverage for lenses as wide as 28mm. It also features an ADI (Advanced Distance Integration) flash metering and bounce flash head that effortlessly tilts 90° upward. Plus, this unit is compatible to both SLRs and digital still cameras for a complete flash performance in a compact flash package.

• **High-Speed Sync (HSS) (5600HS(D)/3600HS(D))**

High-Speed Sync synchronizes with all shutter speeds. This function is greatly helpful when taking a portrait picture with day-light sync.

*Wireless/remote high-speed synchronization allows off-camera flash control at all shutter speeds. The wireless design makes setup fast and easy for dramatic and beautiful flash results in any lighting situation.

*Effective only when used with the Maxxum 9, 7D, 7, 70, or 5.



High-Speed Sync (HSS)

• **Custom Functions (5600HS(D))**

Your flash provides the following custom functions to expand your photographic control: Wireless Channel Setting, Choice of Units for Distance Display, Auto-power Off-time Setting, Wireless Auto-power Off-time Setting, and Exposure Mode Settings for Manual Flash.

• **ADI Flash* (5600HS(D)/3600HS(D)/2500(D))**

The ADI (Advanced Distance Integration) Flash feature calculates a guide number according to the distance from subject, ambient light and pre-flash reflectivity. This provides a flash metering performance that reduces or eliminates the effects of background conditions or your subject's reflectance, for a level of control accuracy never before possible.

*Effective only when attached to the Maxxum 7D, 7, 70, 5, 50, 4, 3 and D lenses, as well as DiMAGE A2, A1, 7Hi, 7i, 7 and 5.

Maxxum Flash 5600HS(D) Specifications

Exposure control		Direct through-the-lens (TTL) flash metering in all exposure modes; manual flash control selectable.						
Guide number		17mm	24mm	28mm	35mm	50mm	70mm	85mm
Power (in metres)		18	30	32	38	44	50	56
AF illuminator range		0.5m-10m based on Konica Minolta's standard testing procedures using a 24mm lens.						
Manual Power level Setting		Power level: 1/1, 1/2, 1/4, 1/8, 1/16, 1/32						
Wireless Flash Control		Maximum distance of control: approx. 5m						
High Speed Sync Flash (with 9):		1/12000-1/200 s.						
Modelling Flash		Model 1			Model 2			
Flash output		2Hz, 3 bursts			40Hz, 4s			
Guide number (ISO 100 in metres)		5.6			1.4			
Multi-Burst		1/8-1/32						
Power level:		1-100hz						
Frequency :								
Repetitions:		2 - 40 times, - (When [-] is selected, flash keeps firing during the exposure duration)						
Bounce								
Vertical:		-10°, 45°, 60°, 75°, 90°						
Clockwise:		30°, 45°, 60°, 75°, 90°						
Counter-clockwise:		30°, 45°, 60°, 75°, 90°, 120°, 150°, 180°						
Power Sources		Four AA-size batteries (Alkaline, Lithium) External Battery Pack EP-2 Set (six AA-size batteries) External Battery Pack EP-1 Set (six C-size batteries)						
Recycling Time								
Battery type		Alkaline			Lithium			
Recycling time (seconds.)	Internal power	Approx. 0.2-11			Approx. 0.2-13			
	External power (EP-2)	Approx. 0.2-5			Approx. 0.2-7			
Dimensions		3-1/16 x 5-3/16 x 3-3/4 inches. (77.5 x 132 x 95.5 mm)						
Weight (w/o batteries)		13-1/16 ounces. (370 g)						

Maxxum Flash 3600HS(D) Specifications

Exposure control		Direct through-the-lens (TTL) flash metering in all exposure modes.						
Guide number		24mm	28mm	35mm	50mm	70mm	85mm	
Power (in metres)		20	22	25	29	34	36	
Wireless Flash Contorol		Maximum distance of control: approx. 5m						
High Speed Sync Flash (with 9)		1/12000-1/200 s.						
Bounce								
Vertical		0°, 45°, 60°, 75°, 90°						
Power Sources		Four AA-size batteries (Alkaline, Lithium)						
Dimensions		2-11/16 x 4-13/16 x 3-1/2 inches. (68 x 122 x 89 mm)						
Weight (w/o batteries)		9-3/16 ounces (260 g).						

Maxxum Flash 2500(D) Specifications

Exposure control	Direct through-the-lens (TTL) flash metering in all exposure modes.		
Guide number	25 in metres at ISO 100		
Bounce			
Vertical	0°, 60°, 90°		
Power Sources	Four AA-size batteries (Alkaline, Ni-MH Lithium)		
Recycling Time			
Battery type			
Recycling time (seconds)	Alkaline Approx. 0.2-6 200-4000	Ni-MH Approx. 0.2-5 200-4000	Lithium Approx. 0.2-6 500-10000
Number of flashes			
Dimensions	2-9/16 x 4-1/2 x 2-11/16 inches (65 x 115 x 69 mm)		
Weight (w/o batteries)	6-11/16 inches (190 g)		

Maxxum Flash 2000xi

The Maxxum Flash 2000xi is a compact unit featuring simple operation. It features a 35mm angle of coverage and has a maximum guide number of 20 in metres at ISO 100. A wideangle adapter also provides flash coverage from 35mm down to 28mm.



Maxxum Flash 2000xi Specifications

Exposure Control	Direct through-the-lens (TTL) autofocus metering in all flash exposure modes.
Guide Number (in metres)	20; 16 with wideangle adapter.
Power Source	Four AA-size 1.5 V alkaline-manganese batteries.
Recycling Time	0.5-4 seconds.
Dimensions	2-5/8 x 2-7/16 x 3-5/8 inches (67 x 61.5 x 92.5 mm).
Weight (w/o batteries)	4-15/16 ounces (140 g).



Minolta Macro Ring Flash 1200 Minolta Macro Twin Flash 2400 Minolta Macro Flash Controller

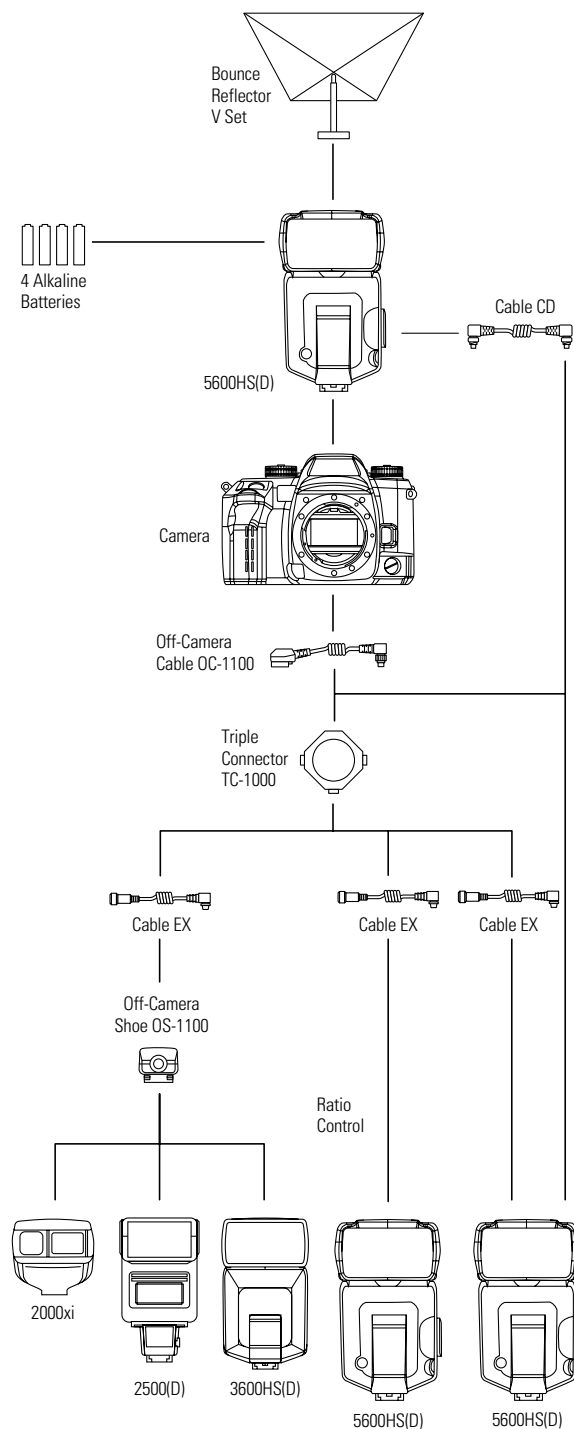
The latest Macro flash line-up for Konica Minolta SLR AF cameras.

- The Twin Flash 2400 features flexible and ideal lighting for both macro nature photography and close-up shooting of small collectibles.
- The ring flash unit gives shadowless lighting which is ideal for macro medical and scientific photography.
- The Macro Flash Controller can be used with the Twin Flash 2400, as well as the Macro Flash 1200 without any attachment adapter.

Exposure Control	Auto-electronic flash with direct TTL OTF flash metering					
Guide Number	Twin flash				Ring flash	
single-burst flash	power level	1 flashtube	2 flashtube	1 flashtube	1 flashtube w/adapter* w/diffuser	4 flashtube
conventional flash at ISO 100, in meters	1/1	17	24	12	7	12 10
Power Level	Selectable from seven levels (1/1, 1/2, 1/4, 1/8, 1/16, 1/32, 1/64)					
Power Source	Alkaline		Ni-MH		Lithium	
Recycling Time approx.	0.2-6		0.2-5		0.2-6	
Dimensions						
Macro Controller	2-11/16 x 4-13/16 x 3-9/16 mm					
Twin Flash Unit	1-11/16 x 1-10/16 x 1-7/16 mm					
Macro ring flash	3-14/16 x 4-12/16 x 14/16 mm					
Weight (w/o batteries)						
Macro Controller	8-10/16 ounces (w/o batteries)					
Twin Flash Unit	30 ounces (w/o batteries)					
Macro Ring Flash	120 ounces (w/o batteries)					

*Wide-angle Adapter

Flash Accessories Chart



Flash Accessories

Triple Connector TC-1000

A multiple flash mounting accessory to connect up to three Maxxum Flashes* to the camera. The Maxxum Flash 3600HS(D)/2500(D)/3500xi/2000xi/3200i/2000i are connected to the TC-1000 with a OS-1100 off-camera shoe and an extension cable. The Maxxum Flash 5600HS(D)/5400xi/5400i/5200i are connected with an extension cable.

*Except for D-314i/316i



Bounce Reflector III set (5400HS/5400xi/5200i) / IV set (3500xi) V set (5600HS(D), 3600HS(D))

This compact accessory attaches to the Maxxum Flash 5600HS(D)/3600HS(D)/5400HS/5400xi, 5200i or 3500xi and provides a desirable bounce surface for a soft, natural effect, even outdoors. The direct TTL autoflash metering controls flash duration for proper exposure.



Off-Camera Cable OC-1100

Used in combination with the off-camera shoe OS-1100 to use the Maxxum Flash 3600HS(D)/2500(D)/3500xi/2000xi/3200i/2000i removed from the camera body, or can be used by itself to connect the Maxxum Flash 5600HS(D), 5400HS, 5400xi or 5200i directly to the camera. Since the flash can be positioned at any angle to the subject, special light-dark contrast effects, close-up photography, and precise control of the lighting balance are possible.



Cable CD

A cable between flashes to enable use of multiple flash units.



Flash Shoe Adapter FS-1100

A special shoe adapter to mount Maxxum Flash units 4000AF, 2800AF, and 1800AF to Maxxum si-Series, xi-Series or I-Series camera bodies*.

*Automatic switch-over and the flash's built-in AF illuminator cannot be used.



Off-Camera Shoe OS-1100

To use the Maxxum Flash 5600HS(D)/3600HS(D)/2500(D) or other xi-/i- Series Maxxum Flash separated from the camera, mount the flash on the OS-*1100 and connect the flash and camera with the off-camera cable OC-1100.



External Battery Pack EP-2

The ultra-compact and portable external battery pack is compatible to the Maxxum Flash 5600HS(D). The unit requires the use of 6 AA size batteries.

Macro Flash Adapter Ring

A convenient ring that allows you to attach the AF Apo Tele-Macro 200mm f/4 G to the Macro Flash 1200 AF SET(N).

Flash Compatibility With AF Cameras

(D) indicates the distance encoder system. When attached to the Maxxum 7D, 7, 70, 5, 50, 4 or 3, the D lens makes features such as ADI (Advance Distance Integration) flash metering possible with Maxxum Flash 5600 HS(D), 3600 HS(D) and 2500(D), as well as with each respective camera's built-in flash.

FLASH	FEATURE	9	7D	7	70	5	50	4	3	800si/ 700si/	600si	XTsi	400si/ STsi	300si	9xi/ 7xi/ 5xi	3xi	8000i/ 7000i	5000i	3000i
5600 HS (D)	Program Reset	—	—	●	—	●	—	●	●	●	—	●	●	●	●	●	●	●	●
	Advanced Distance Integration	(1)	●	●	●	●	●	●	●	—	—	—	—	—	—	—	—	—	—
	Auto Zoom	●	(6)	●	●	●	●	●	●	●	●	●	●	●	●	●	●	●	—
	Ratio	●	—	●	●	●	—	●	—	●	●	●	●	—	●	●	●	—	—
	High Speed Sync	●	●	●	●	●	—	—	—	●	●	●	—	—	—	—	—	—	—
	Wireless High Speed Sync	—	●	●	●	●	—	—	—	—	—	—	—	—	—	—	—	—	—
	Slow-shutter Sync	●	●	●	●	●	●	●	●	●	●	●	●	●	—	—	●	●	—
	Wireless Off-camera Flash	●	●	●	●	●	—	●	●	●	●	●	●	●	(2)	●	—	—	—
	Modeling	●	●	●	●	●	●	●	●	●	●	●	●	●	●	●	●	●	●
	Multi-burst	●	●	●	●	●	●	●	●	●	●	●	●	(3)	●	●	●	●	(3)
	Manual Flash Control	●	●	●	●	●	●	●	●	●	●	●	●	(3)	●	●	●	●	(3)
	AF Illuminator	●	●	●	●	●	●	●	●	●	●	●	●	●	●	●	●	●	●
3600 HS (D)	Program Reset	—	—	●	—	●	—	●	●	●	—	●	●	●	●	●	●	●	●
	Advanced Distance Integration	(1)	●	●	●	●	●	●	●	—	—	—	—	—	—	—	—	—	—
	Auto Zoom	●	(6)	●	●	●	●	●	●	●	●	●	●	●	●	●	●	●	●
	Ratio	●	—	●	●	●	—	●	—	●	●	●	●	—	●	●	●	—	—
	High Speed Sync	●	●	●	●	●	—	—	—	●	●	●	—	—	—	—	—	—	—
	Wireless High Speed Sync	—	●	●	●	●	—	—	—	—	—	—	—	—	—	—	—	—	—
	Slow-shutter Sync	●	●	●	●	●	●	●	●	●	●	●	●	●	●	—	●	●	—
	Wireless Off-camera Flash	●	●	●	●	●	—	●	●	●	●	●	●	●	(2)	●	—	—	—
	AF Illuminator	●	●	●	●	●	●	●	●	●	●	●	●	●	●	●	●	●	●
2500 (D)	Advanced Distance Integration	—	●	●	●	●	●	●	●	—	—	—	—	—	—	—	—	—	—
	Ratio	●	—	●	●	●	—	—	—	●	●	●	●	—	●	●	●	—	—
	Slow-shutter Sync	●	●	●	●	●	●	●	●	●	●	●	●	●	●	—	●	●	—
	AF Illuminator	●	●	●	●	●	●	●	●	●	●	●	●	●	●	●	●	●	●
2000xi	Program Reset	—	—	●	●	●	—	●	—	●	—	●	●	●	●	●	●	●	●
	AF Illuminator	●	—	●	●	●	—	●	—	●	●	●	●	●	●	●	●	●	●
	Slow-shutter Sync	●	—	●	●	●	—	●	—	●	●	●	●	●	●	—	●	●	—
Macro Ring Flash Twin Flash	Program Reset	—	●	●	●	●	—	●	—	●	—	●	●	●	●	●	●	●	●
	Slow-shutter Sync	●	●	●	●	●	—	●	—	●	●	●	●	●	●	—	●	●	—
	Modeling ⁽⁴⁾	●	●	●	●	●	—	●	—	●	●	●	●	●	●	●	●	●	●
	Manual Flash Control	●	●	●	●	●	—	●	—	●	●	●	●	(3)	●	●	●	●	(3)
Wireless Flash Controller		●	—	●	—	—	—	—	—	●	●	—	—	—	(5)	—	—	—	—

(1) 4 segment flash metering

(2) for 9xi wireless function is available only when used with 5600HS, 5400xi or the wireless remote controller

(3) possible only with customised setting

(4) only with twin flash

(5) 9xi only

(6) The zoom position is a slightly smaller focal length than when attached to the 35mm film SLR camera

Meters

Flash Meter VI

Konica Minolta brings a new dimension to integrated exposure meters with the Flash Meter VI. It provides unsurpassed balance and feel, as well as a large LCD readout, which displays incident or reflected-light Spot meter readings for ambient, flash or combinations with analysis of flash. Its unique Exposure Navigation System enables the displaying of the latitude of the final medium, while also displaying both incident and reflected-spot readings. This ensures that important details will be recorded as you envision them.



Auto Meter V F

Auto Meter V F provides exposure analysis for flash measurements, showing the ratio of flash light to overall exposure. Additional easy-to-use functions that are included are the Brightness Difference function for adjusting lighting balance, the Memory With Analog Scale for previsualizing results by measuring multiple points and the Calculation function for averaging stored measurements of biasing exposure readings for shadows or highlights.



Color Meter III F

The Color Meter III F is a compact color meter which measures both ambient and flash illumination. It has a 9 channel memory and displays measured values in LB and CC index, filter number and CC index, or photographic color temperature to simplify the process of color measurement and filtration.



Meter Accessories



- 1 Viewfinder 5 degree
- 2 Flat diffuser
- 3 Reflected-Light Attachment II
- 4 Mini Receptor
- 5 Sync Cord III

Other Accessories

Minolta system accessories are designed to further complement and enhance the performance of your Maxxum camera.



Wireless Controller IR-1N Set

This accessory lets you operate the Maxxum 9, 7, 800si, 700si, 600si, 9xi, 7xi, 8000i or 7000i by cordless remote control from up to 60m away. Three separate channels allow any number of cameras to be operated simultaneously or independently in up to three individual groups. The choice of either single frame or continuous drive modes offers you even more versatility. (Must be used with the FS-1100)

9 7 800si 700si 600si 9xi 7xi 8000i 7000i




Macro Stand 1000

A rigid camera support that assures maximum stability in all close-up/macro work, this unit is specifically designed for use in combination with the AF 50mm or AF 100mm Macro lens and Slide Copy Unit 1000. It features a heavy-duty baseboard with mounting index marks for the Slide Copy Unit 1000 and a sturdy column to support the camera.

ALL

Usable with Maxxum 9/7D/7/70/5/50/4/3/800si/700si/600si/XTsi/HTsi PLUS/STsi/QTsi/500si/400si/300si/9xi/7xi/5xi/3xi/2xi/SPxi/8000i/7000i/5000i/3000i.



Eyepiece Corrector 1000

Eyepiece correctors adjust the viewfinder focus for varying degrees of hyperopia and myopia. Simply mount the eyepiece correctors on the finder to enable use without glasses. Nine strengths are available.

ALL



Magnifier VN

Ideal for close-up, macro, copying, and telephotography, this magnifier enlarges the viewfinder image approximately 2.3 times.

9 7D 7 70 5 50 4 3 800si 700si 600si 9xi 7xi 5xi 8000i 7000i 5000i 3000i



Angle Finder VN

Used to look through the finder when the camera is in hard-to-view positions, including chest level or low angles. Can be rotated to view from the top, sides or back for copy photography. Selectable 1X or 2X magnification.

9 7D 7 70 5 50 4 3 800si 700si 600si 9xi 7xi 5xi 8000i 7000i 5000i 3000i



DM-9

Data Memory Back DM-9

Data Memory Back DM-9 can store up to 18 items of photographic data from each of 400 rolls of 36 exposure film on SmartMedia, and offers data imprinting on the outside of the film frame.

Quartz Data Back QD-9

Maxxum Quartz Data Back 9 lets you imprint the date or time on your pictures. It gives you the choice of printing the data as day/month/year, month/day/year or year/month/day. You can also print the time of exposure in 24-hour time format. Data imprinting may also be turned off if you wish.



Eyepiece Cups EC-9 (9) / EC-1100 (7) / EC-1200 (5) / EC-1300 (70/4/3) / EC-1400 (7D)

Designed to prevent the entry of light from the viewfinder, these eyepiece cups are made of soft rubber to prevent damage to glasses.



Data Saver DS-100

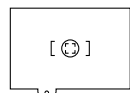
The Data Saver DS-100 expands the Maxxum 7's photographic data memory capacity via SmartMedia* cards. The recorded information can then be viewed on the Maxxum 7's Navigation Display or uploaded to a PC. SmartMedia* cards are available in 2/4MB (data for 400 rolls), 8/16MB (data for 900 rolls) and 32MB (data for 1900 rolls) capacity.

*SmartMedia™ is a registered trademark of Toshiba Corporation.

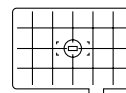


Focusing Screen 9 (9) / Focusing Screen

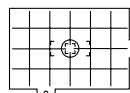
Type M*



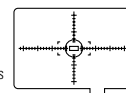
Type L –
matte field
with grid



Type ML*

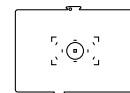


Type S –
matte field
with vertical/
horizontal scales

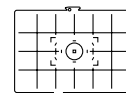


Focusing Screen 7

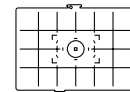
Type M



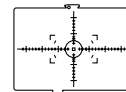
Type L



Type ML



Type S



Focusing Screens 9, 7D and 7/ Focusing Screens

The standard Type G (acute-matte) focusing screen may be changed to Type M*¹, Type ML*¹ (Super-spherical acute matte), Type L (matte field with grid) or Type S*² (matte field with vertical/horizontal scales) focusing screens. Only at any Konica Minolta Service Center for the 7, 800si, 700si, 600si and 9xi.

*¹ Focusing Screen 9, 7D and 7 only.

*² Not available for 7D.



VC-9



VC-7



Vertical Control Grip VC-9 (9) / VC-7 (7)

Specially designed for the 9 and 7, the multi-function grip lets you hold and use the camera vertically with the same ease the camera body gives you during horizontal operation. The grip allows you to use a choice of AA-size or lithium batteries to run the camera (the camera by itself accepts only lithium batteries).



ALL Usable with Maxxum 9/7D/7/70/5/50/4/3/800si/700si/600si/XTsi/HTsi PLUS/STsi/QTsi/500si/400si/300si/9xi/7xi/5xi/3xi/2xi/SPxi/8000i/7000i/5000i/3000i.

Holding Straps HS-1
(9/7D/7) / **HS-700**
(800si/700si/600si) /
HS-9xi (9xi) / **HS-7xi**
(7xi)

These new straps help you maintain a firm grip on your Maxxum camera in any holding position.



9 7D 7 800si 700si 600si 9xi 7xi 8000i 7000i

Accessory Shoe Cap SC-1000
(9/7D/7/70/5/50/4/3/800si/700si/600si/XTsi/
HTsiPLUS/STsi/QTsi/500si/400si/300si/
5xi/3xi/2xi/SPxi)

Used to protect the autolock accessory shoe on Maxxum cameras.

9 7D 7 70 5 50 4 3 800si 700si 600si
9xi 7xi 5xi 8000i 7000i 5000i 3000i

Vertical Control Grip
VC-7D

This grip is made for the Maxxum 7D to enhance its holding and operation when in a vertical position. An optional holding strap also gives you a more stable hold when in a horizontal position. The grip uses either 1 or two lithium-ion batteries, or 6 AA-size Ni-MH batteries — which means you'll have longer shooting time and more shooting opportunities.



7D

Close-up Diffuser
CD-1000

Attached to the camera's accessory shoe, the Close-up Diffuser provides soft lighting and helps produce natural close-up pictures with a built-in flash.




9 7 5 4 600si XTsi HTsi PLUS STsi QTsi 500si 400si 9xi 7xi 5xi
3xi

AA Battery Pack
BP-200

This optional, external battery pack operates your camera with common AA-size batteries, so no matter where you are your Maxxum 5 and Maxxum 4 and Maxxum 3 will always have power.



5 4 3



Remote Cords RC-1000 S/L

Enables remote control of the shutter-release from a hidden location or apart from the camera to prevent blurring. Also provides remote autofocus control.

9 7D 7 5 4 600si XTsi HTsi PLUS STsi 500si 400si 9xi 7xi 5xi
3xi

ALL Usable with Maxxum 9/7D/7/70/5/50/4/3/800si/700si/600si/XTsi/HTsi PLUS/
STsi/QTsi/500si/400si/300si/9xi/7xi/5xi/3xi/2xi/SPxi/8000i/7000i/5000i/3000i.

Film Scanners

Konica Minolta invites you to experience the world of quality digital image creation, with its full lineup of high-performance film scanners.

<http://konicaminolta.com/dimage>



DiIMAGE Scan Multi PRO

- Max. 4,800dpi input resolution
- 16bit A/D conversion and wide 4.8 dynamic range
- Wide film format compatibility
- Automatic image enhancement with Digital ICE³™ technology
- Ultra SCSI and IEEE1394 (FireWire) interface
- Multi sample scanning
- Color Matching



DiIMAGE Scan Elite 5400

- Max.5400dpi input resolution
- Automatic image enhancement with Digital ICE™, Pixel Polish and more
- Easy-to-adjust manual focus button
- High-speed USB 2.0 compatible
- Sophisticated design with slim body
- Quick Scan Button, and Easy Scan Utility equipped for the beginners



DiIMAGE Scan Dual IV

- Max.3200dpi input resolution
- Automatic image enhancement with Digital ICE™, Pixel Polish and more
- Easy-to-adjust manual focus button
- High-speed USB 2.0 compatible
- Quick Scan Button, and Easy Scan Utility equipped for the beginners

Film Scanners Specifications

	DiIMAGE Scan Multi PRO	DiIMAGE Scan Elite 5400	DiIMAGE Scan Dual IV
Usable Film Type	35mm film Medium format film (120/220) 16mm film*, TEM film* *With the optional Multi Format Set	35mm film	35mm film APS film
Optical Resolution	35mm film: 4,800dpi 120/220 film: 3,200dpi	5,400 dpi	3,200 dpi
A/D Conversion	16bits	16 bits	16 bits
Dynamic Range	4.8	4.8	4.8
Interface	Ultra SCSI IEEE1394 (FireWire)	USB IEEE1394(FireWire)	USB
Dimensions (W x H x D)	6-5/8 x 5-1/16 x 14-13/16 inches. (168 x 128 x 377 mm)	2-9/16 x 6-7/16 x 14-3/16 inches (65 x 163 x 360 mm)	5-11/16 x 3-15/16 x 12-13/16 inches (145 x 100 x 325 mm)

*Specifications and accessories are based on the latest information available at the time of printing and are subject to change without notice.
*All brand and product names are trademarks or registered trademarks of their respective owners.

Camera Cases

G designates Konica Minolta's exclusive G-Lens Series.
(D) indicates the distance encoder system. When attached to the Maxxum 7D, 7, 70, 5, 50, 4 or 3, the D lens makes features such as ADI (Advance Distance Integration) flash metering possible with Maxxum Flash 5600 HS(D), 3600 HS(D) and Z500(D), as well as with each respective camera's built-in flash.

	9		7D	7/70/50	800si		700si		600si		XTsi/HTsi PLUS/ STsi/QTsi		500si/400si/ 300si		9xi	7xi		5xi		3xi/2xi/SPxi	
	CS-9S	CS-9M	CS-7D	CS-7	CH-800Si	CH-800SiL	CH-700Si	CH-700SiL	CH-600Si	CH-600SiL	CH-100	CH-100L	CH-301Si	CH-301SiL	CH-9xi	CH-7xi	CH-7xiL	CH-5xi	CH-5xiL	CH-3xi	CH-3xiL
AF 16/2.8 Fisheye																					
AF 20/2.8																					
AF 24/2.8																					
AF 28/2																					
AF 28/2.8																					
AF 35/1.4 G																					
AF 35/2																					
AF 50/1.4																					
AF 50/1.7																					
AF 50/2.8 Macro																					
AF 50/2.8 Macro (D)																					
AF 50/3.5 Macro																					
AF 100/2.8 Macro																					
AF 100/2.8 Macro (D)																					
AF 200/4 Macro																					
AF 85/1.4 G																					
AF 85/1.4 G (D)																					
AF 100/2.8 SOFT FOCUS																					
STF 135/2.8 [T5.6]																					
AF 200/2.8 Apo G																					
AF 300/2.8 Apo G (D) SSM																					
AF 300/2.8 Apo G																					
AF 300/4 Apo G																					
AF 400/4.5 Apo G																					
AF Reflex 500/8																					
AF 600/4 Apo G																					
AF 17-35/2.8-4 (D) NEW																					
AF 17-35/3.5 G																					
AF 20-35/3.5-4.5																					
AF 24-105/3.5-4.5 (D)																					
AF 28-70/2.8 G																					
AF 28-75/2.8 (D) NEW																					
AF 28-80/3.5-5.6 (D)																					
AF 28-100/3.5-5.6 (D)																					
AF 28-105/3.5-4.5																					
AF 35-70/3.5-4.5																					
AF 35-80/4-5.6 II																					
AF 70-200/2.8 Apo G (D) SSM																					
AF 70-210/4.5-5.6 II																					
AF 75-300/4.5-5.6 (D)																					
AF 80-200/2.8 Apo G																					
AF 100-300/4.5-5.6 Apo																					
AF 100-300/4.5-5.6 Apo (D)																					
AF 100-400/4.5-6.7 Apo																					

* Consists of bottom cover and a front cover

Specifications and accessories are based on the latest information available at the time of printing and are subject to change without notice.