

MDR-CD30/CD50

SERVICE MANUAL

US Model
Canadian Model
AEP Model
UK Model
E Model



SPECIFICATIONS

Type	Dynamic, closed
Driver units	ø23mm, dome type (CD30) ø30mm, dome type (CD50)
Impedance	18 ohms at 1kHz (CD30) 24 ohms at 1kHz (CD50)
Sensitivity	96 dB/mW (CD30) 98 dB/mW (CD50)
Power handling capacity	500mW
Frequency response	20 – 20,000Hz
Cord	Approx. 2m long with a stereo unimatch plug
Weight	Approx. 170g (without cord) . (CD30) Approx. 180g (without cord) . (CD50)

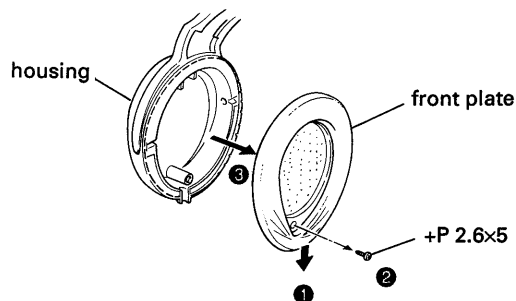
Design and specifications subject to change without notice.

1. DISASSEMBLY

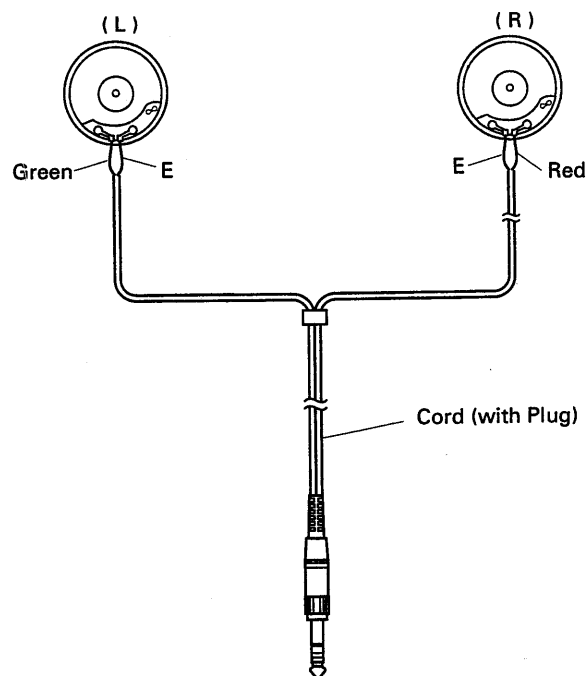
- Follow the disassembly procedure in the numerical order given.

[HOUSING AND FRONT PLATE REMOVAL]

Remove 1 screw.



2. MOUNTING DIAGRAM

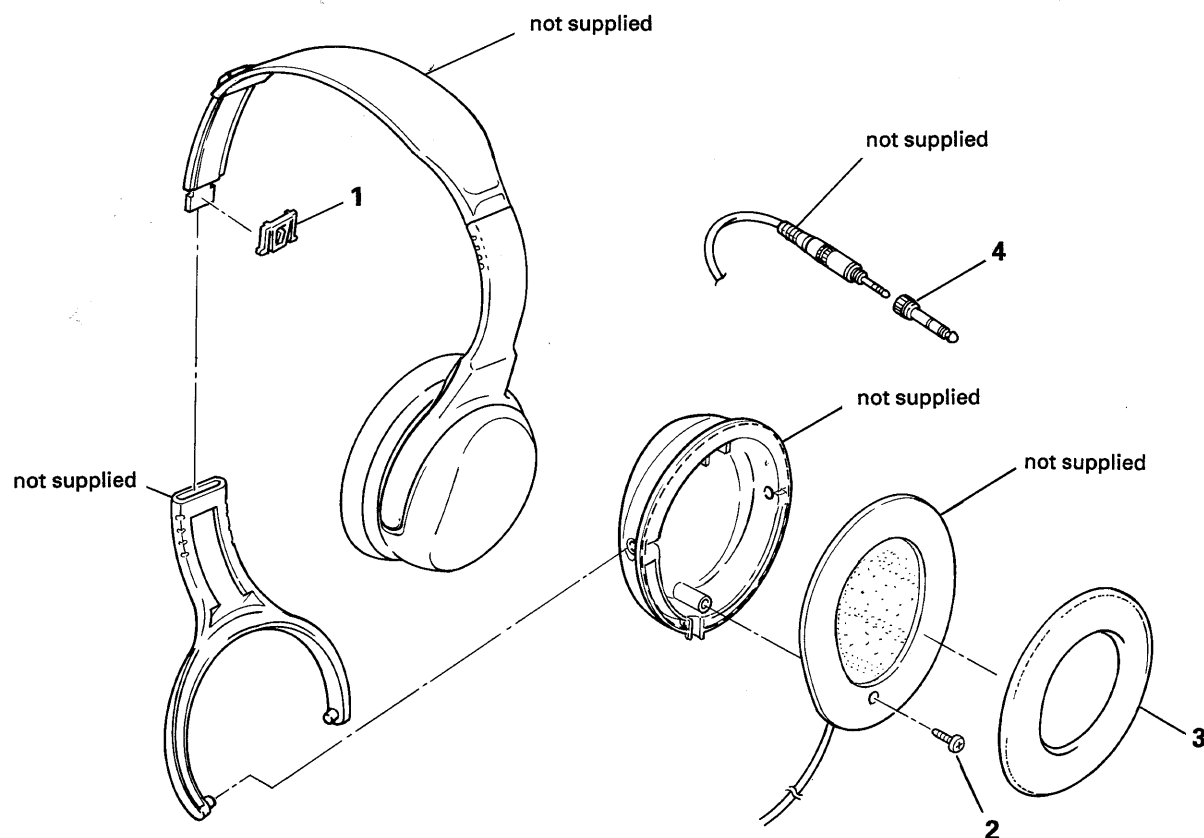


STEREO HEADPHONES
SONY®

3. EXPLODED VIEW AND PARTS LIST

NOTE:

- -XX, -X mean standardized parts, so they may have some differences from the original one.
- Color Indication of Appearance Parts
Example:
KNOB, BALANCE (WHITE)... (RED)
↑ ↑
Parts color Cabinet's color
- Items marked "*" are not stocked since they are seldom required for routine service. Some delay should be anticipated when ordering these items.
- The mechanical parts with no reference number in the exploded views are not supplied.



Ref. No.	Part No.	Description	Remarks
1	* 4-945-002-01	SLIDE SPRING	
2	7-685-103-19	TAPPING +P 2.6X5 TYPE2	
3	4-946-597-01	EAR PAD	
4	1-506-652-11	PLUG ADAPTOR (CD30)	
4	1-566-410-21	PLUG ADAPTOR (CD50)	