

SONY

TC-W320

DESCRIPTION: Dual Cassette Deck

DIMENSIONS

(WHD): 17" x 5 1/4" x 11 3/8"

WEIGHT: 10 lbs. 3 oz.

POWER

REQUIREMENTS: 120V AC
60Hz

POWER

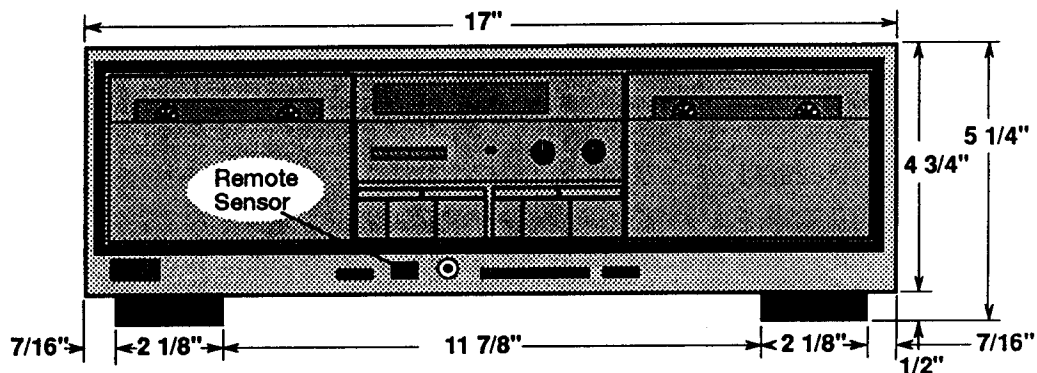
CONSUMPTION: 25 Watts

C

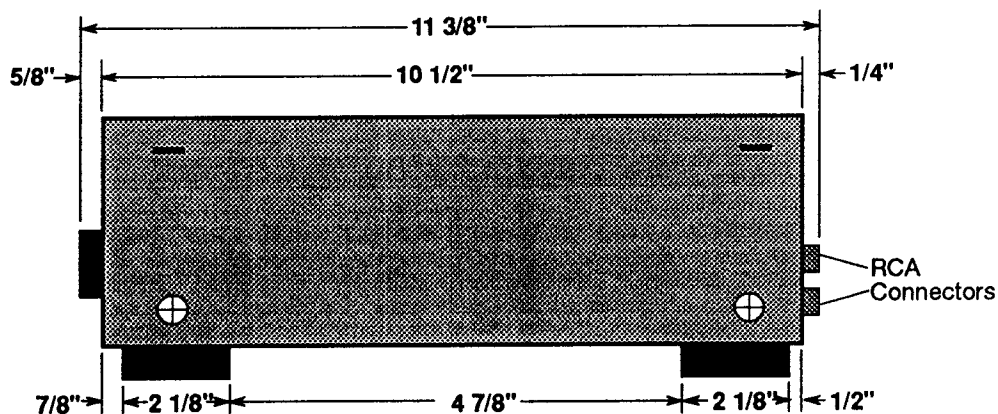
ts

Scale 4:1


FRONT VIEW



SIDE VIEW



BACK VIEW



Contractor's Notes: