

SONY

TC-WR620/720/820

DESCRIPTION: Dual Cassette Deck

DIMENSIONS

(WHD): 17" x 5 1/4" x 11 3/8"

WEIGHT: 10 lbs. 3 oz.

POWER

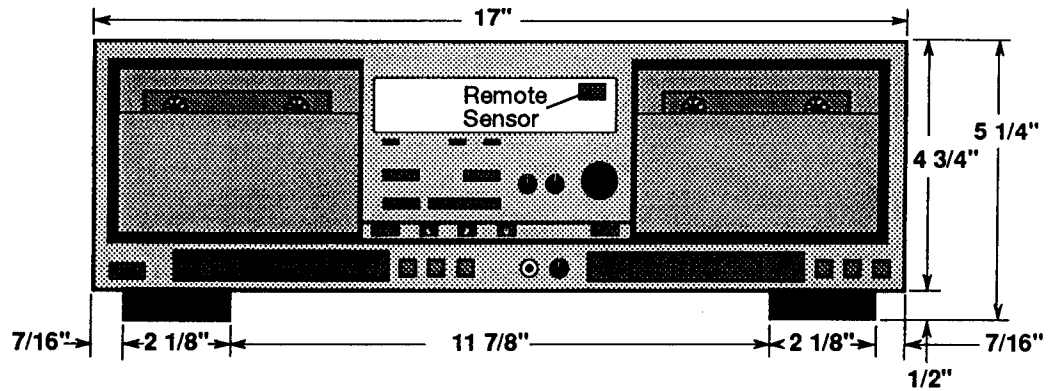
REQUIREMENTS: 120V AC
60Hz

POWER

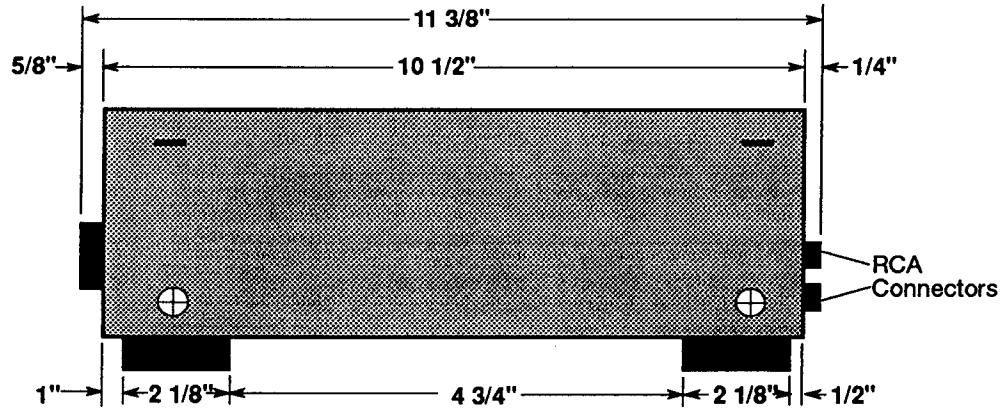
CONSUMPTION: 25 Watts

Scale 4:1


FRONT VIEW



SIDE VIEW



BACK VIEW



Contractor's Notes: